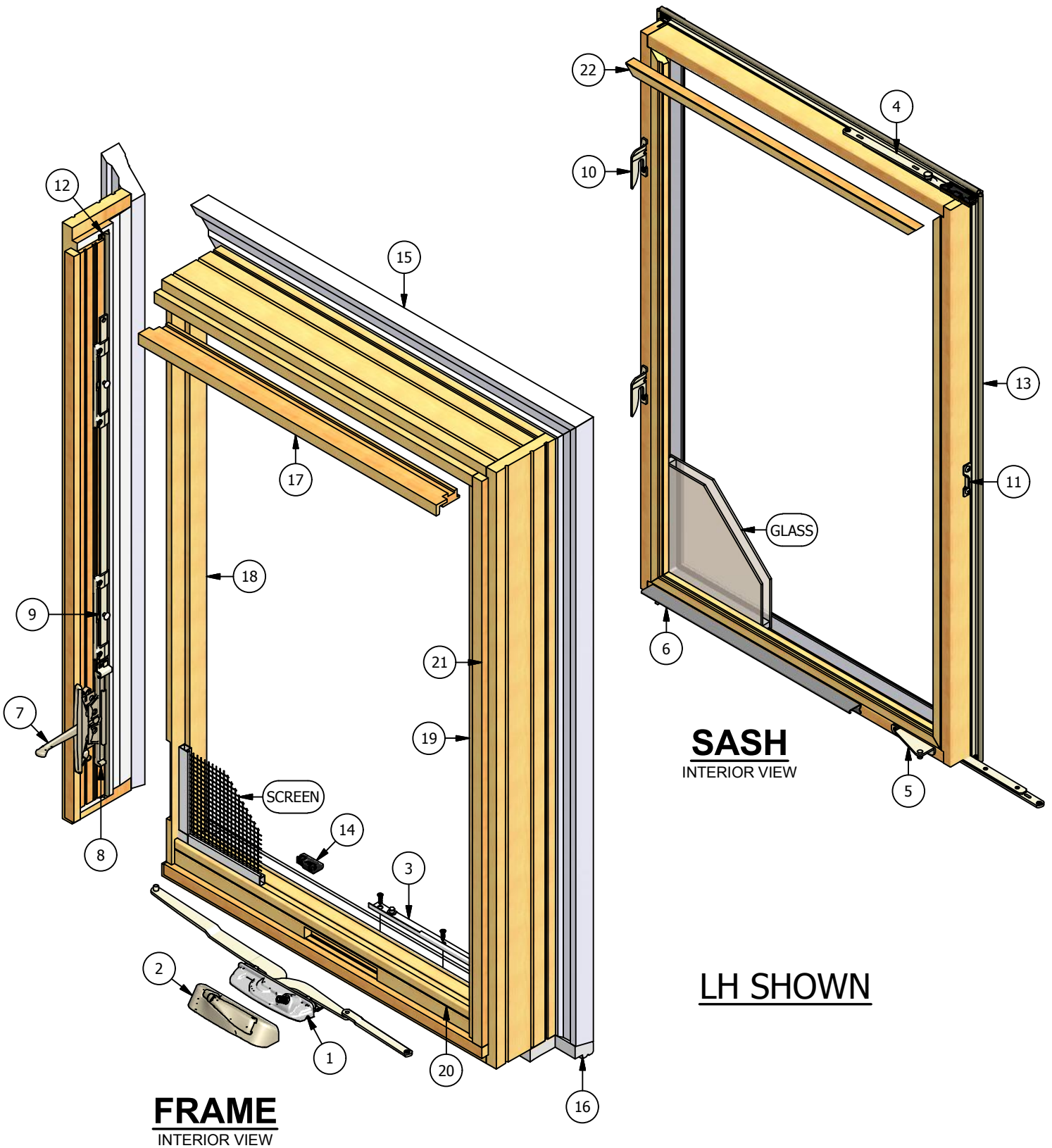




Pinnacle Series

Primed Casement (Operating)

Parts Identification





Pinnacle Series

Primed Casement (Operating)

Parts Identification

Image	Item #	Description	Color / Finish / Size	Spec	Old	New SAP
 	1	Dual Arm Operator (LH Shown) (April '06 - Current) Used on 20-32 Sizes	Standard Standard Seacoast Seacoast	LH RH LH RH	542019 542119 542130 542131	10052934 10052936 10053131 10053409
		Dyad Operator (LH Shown) (April '06 - Current) Used on 14-16 Sizes	Standard Standard Seacoast Seacoast	LH RH LH RH	542021 542121 542132 542133	10052863 10052877 10053274 10053179
		Operator Screws #8 x 7/8" Screw (Qty.4)	Standard Seacoast		508150 518150	10053396 10053400
 Not Shown on Assembly Dwg		Single Arm Operator (June '00 - March '06)	Standard Standard	LH RH	540023 540024	10055218 10056256
		Dual Hinge Arm Operator (June '00 - March '06)	Standard Standard	LH RH	540037 540038	10056260 10055047
		Egress Hinge Arm Operator (June '00 - March '06)	Standard Standard	LH RH	540019 540020	10055560 10056255
		Operator Screws #8 x 7/8" Screw			508150	10053396



Pinnacle Series

Primed Casement (Operating)

Parts Identification

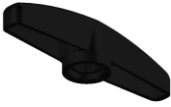

Image	Item #	Description	Color / Finish / Size	Spec	Old	New SAP
	2	Traditional Crank Handle & Crank Cover (LH Shown) (April '06 - Current) For Dyad Operator, Use Opposite Handing	Matte Black (After 10/7/16)	LH	553015	10117053
			Black (10/7/16 & Prior)	LH	552015	10055570
			Bronze	LH	552014	10117040
			Champagne	LH	552013	10117048
			Brass	LH	552018	10117050
			Satin Nickel	LH	552017	10117037
			White	LH	552012	10117033
			Oil Rubbed Bronze	LH	552016	10117049
			Faux Bronze	LH	552019	10117041
			Matte Black (After 10/7/16)	RH	553115	10117046
			Black (10/7/16 & Prior)	RH	552115	10056275
			Bronze	RH	552114	10117042
			Champagne	RH	552113	10117051
			Brass	RH	552118	10117043
			Satin Nickel	RH	552117	10117052
			White	RH	552112	10117035
			Oil Rubbed Bronze	RH	552116	10117038
Faux Bronze	RH	552119	10117034			
 <p>Not Shown on Assembly Dwg</p>		Contemporary Crank Handle & Crank Cover (LH Shown) (April '06 - Current) For Dyad Operator, Use Opposite Handing	White	LH	556012	10117072
			Champagne	LH	556013	10117073
			Bronze	LH	556014	10117074
			Black	LH	556015	10117075
			Oil Rubbed Bronze	LH	556016	10117076
			Satin Nickel	LH	556017	10117077
			Brass	LH	556018	10117078
			Faux Bronze	LH	556019	10117079
			White	RH	556112	10117080
			Champagne	RH	556113	10117081
			Bronze	RH	556114	10117082
			Black	RH	556115	10117083
			Oil Rubbed Bronze	RH	556116	10117084
			Satin Nickel	RH	556117	10117085
			Brass	RH	556118	10117086
			Faux Bronze	RH	556119	10117087
			 <p>Not Shown on Assembly Dwg</p>		Contour Operator Cover (June '00 - March '06)	Bronze
White		558223				10056288
Brass		558225				
Champagne		558227				10056289
Black		558229				10057613



Pinnacle Series

Primed Casement (Operating)

Parts Identification



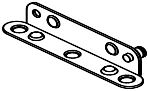

Image	Item #	Description	Color / Finish / Size	Spec	Old	New SAP
 Not Shown on Assembly Dwg		Contour Crank Handle (June '00 - March '06)	Bronze White Brass Champagne Black		558219 558218 558220 558222 558228	10056287 10055576 10055226 10055051
 Not Shown on Assembly Dwg		Folding Crank Handle (June '00 - March '06)	Bronze White Brass Champagne Black		548012 548011 548013 548016 548018	10057602 10057178 10057811 10057603
 Not Shown on Assembly Dwg		Butterfly Handle (June '00 - March '06)	Bronze White Champagne Black		541050 541055 541071 541058	10057593 10056702 10120674 10057174
 Not Shown on Assembly Dwg		Turn Knob (June '00 - March '06)	Bronze Champagne White		540012 540010 548010	No Longer Available
 Not Shown on Assembly Dwg	3	Hinge Track Hinge Track Screws #7 x 3/4" Screw (Qty.6) Maxim Track (Qty.8) Adjustable hinge wrench	UR / LL (upper right/lower left) UL / LR (upper left/lower right) Maxim* UR / LL (upper right/lower left) UL / LR (upper left/lower right) *Used with 32" width windows		542040 542045 562021 562022 2370091 540036	10052935 10052897 10053446 10053305 10053333 10054574



Pinnacle Series

Primed Casement (Operating)

Parts Identification

Image	Item #	Description	Color / Finish / Size	Spec	Old	New SAP
	4	Hinge Arm	Standard			
			UR / LL (upper right/lower left)		562003	10052938
			UL / LR (upper left/lower right)		562004	10052899
			Egress			
			UR / LL (upper right/lower left)		562005	10052939
			UL / LR (upper left/lower right)		562006	10052878
			Maxim*			
			UR / LL (upper right/lower left)		562023	10053139
			UL / LR (upper left/lower right)		562024	10053447
			*Used with 32" width windows			
		Adjustment Wrench	Seacoast			
			UR / LL (upper right/lower left)		562001	10053444
			UL / LR (upper left/lower right)		562002	10053304
			Egress			
			UR / LL (upper right/lower left)		562015	10053445
			UL / LR (upper left/lower right)		562016	10053194
			Maxim*			
			UR / LL (upper right/lower left)		562026	10053195
			UL / LR (upper left/lower right)		562027	10053448
			*Used with 32" width windows			
		Hinge Arm Screws #7 x 3/4" Screw (Qty.6)	Standard		2380895	10053345
			Seacoast		2370091	10053333
	5	DA Sash Bracket (LH Shown) (April '06 - Current)	Standard	LH	542027	10053271
			Standard	RH	542026	10053405
			Seacoast	LH	543137	10053411
			Seacoast	RH	543138	10053180
			DA Sash Bracket Screws Standard - #7 x 7/8 Screw (Qty.5) Seacoast - #8 x 3/4" Screw (Qty.5)		508150	10053396
					518150	10053400
 		Standard Operator Bracket (June '00 - March '06)	LH	2380898	10056635	
			RH	2380899	10055809	
		Egress Operator Bracket (June '00 - March '06)	LH	540021	10057171	
			RH	540022	10057590	
		Operator Bracket Screws #7 x 7/8" Screw		508150	10053396	
Not Shown on Assembly Dwg						



Pinnacle Series

Primed Casement (Operating)

Parts Identification


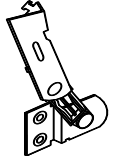

Image	Item #	Description	Color / Finish / Size	Spec	Old	New SAP
	6	Operator Track (April '06 - Current)	Standard Seacoast		542128 542139	10052937 10053414
		Operator Track Screws Standard - #7 x 7/8 Screw (Qty.5) Seacoast - #8 x 3/4" Screw (Qty.5)	Standard Seacoast		508150 518150	10053396 10053400
		Operator Track Black Shoe (April '06 - Current)			31877	10055503
 Not Shown on Assembly Dwg		Operator Track (June '00 - March '06)			542004	10056257
		Operator Track Screws #8 x 7/8" Screw			508150	10053396
	7	Lock Handle & Escutcheon (September '07 - Current)	Matte Black (After 10/7/16)		554118	10117047
			Black (10/7/16 & Prior)		553118	10056276
			Bronze		553114	10117055
			Champagne		553110	10117054
			Brass		553113	10117039
			Satin Nickel		553109	10117036
			White		553112	10117045
			Oil Rubbed Bronze		553108	10117044
	Faux Bronze		553119	10117032		
 Not Shown on Assembly Dwg		Multi-Point Lock Handle (June '00 - August '07)	Bronze White Champagne Black Brass Satin Nickel Oil Rubbed Bronze		550224 550222 550220 550228 550223 558264 558277	10057812 10055049 10057181 10056274 10057614 10055578
 Not Shown on Assembly Dwg		Multi-Point Escutcheon Plate (June '00 - August '07)	Bronze White Champagne Black Brass Satin Nickel Oil Rubbed Bronze		550114 550112 550110 550118 550113 558263 558276	10057180 10056262 10056703 10057609 10057184 10056290



Pinnacle Series

Primed Casement (Operating)

Parts Identification

Image	Item #	Description	Color / Finish / Size	Spec	Old	New SAP
	8	Lock Drive Assembly (Handle & Escutcheon Sold Separately) (September '07 - Current)			553107	10053422
		Lock Drive Assembly Screws #6 x 1" Screw (Qty. 2 per Lock Drive)			550261	10053278
 Not Shown on Assembly Dwg		Link Assembly (June '00 - August '07)		LH RH	550120 550125	10055562 10056263
		Link Assembly Screws #6 x 1" Screw			550262	10053532
	9	Tie Bar Assembly (LH Shown) (September '07 - Current)	Standard			
			20" (Glass Size)	LH	553132	10053427
			20"	RH	553133	10053289
			26"	LH	553134	10053135
			26"	RH	553135	10053428
			32"	LH	553136	10053290
			32"	RH	553137	10053187
			38"	LH	553138	10053429
			38"	RH	553139	10053291
			44"	LH	553140	10053109
			44"	RH	553141	10053430
			50"	LH	553142	10053292
			50"	RH	553143	10053431
			56"	LH	553144	10053188
			56"	RH	553145	10053432
			62"	LH	553146	10053293
			62"	RH	553147	10053136
			68"	LH	553148	10053433
			68"	RH	553149	10053294
			74"	LH	553150	10053189
74"	RH	553151	10053434			
Seacoast						
20" (Glass Size)	LH	553154	10053295			
20"	RH	553155	10053096			
26"	LH	553156	10053435			
26"	RH	553157	10053296			
32"	LH	553158	10053436			
32"	RH	553159	10053190			
<i>Continued on Next Page</i>						



Pinnacle Series

Primed Casement (Operating)

Parts Identification

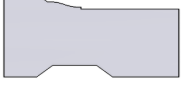



Image	Item #	Description	Color / Finish / Size	Spec	Old	New SAP
	10	Keeper (LH Shown) (September '07 - Current)	Standard Standard Seacoast Seacoast	LH RH LH RH	553128 553127 553105 553106	10053288 10053425 10053284 10053184
		Keeper Screws #6 x 1 1/4" Screw (Qty. 2 per Keeper)	Standard Seacoast		550263 551263	10053181 10053279
 Not Shown on Assembly Dwg		Keeper (June '00 - August '07) Keeper Screws #6 x 1 1/4" Screw (Qty. 2 per Keeper)		LH RH	550210 550215 550263	10055569 10056273 10053181
	11	Concealed Snubber	Standard/Seacoast Standard/Seacoast High Performance		570012 540051	10053307 10053130
		Concealed Snubber Screws #8 x 3/4" Screw (Qty. 2 per Snubber)	Standard/Seacoast		518152	10075591
	12	Frame Weatherstrip (All Four Sides)			531106	10115706
	13	Bulb Weatherstrip (Head & Sides)			531024	10055551
		Roto Sash Lift	Black		9410100	10053478
		#8 x 7/8" Screw	Stainless Steel		518150	10053400
	14	Shipping Clip	Orange		2388895	10053353



Pinnacle Series

Primed Casement (Operating)

Parts Identification

Image	Item #	Description	Color / Finish / Size	Spec	Old	New SAP
	15	Exterior Casing (Head & Sides) (See Accessory section for other options)	14' Lineal Length		2390003	10053119
	16	Subsill (See Accessory Section for other options)	14' Lineal Length		2390020	10053228
	17	Head Stop	14" Pine (Glass Size) 16" Pine 20" Pine 24" Pine 26" Pine 28" Pine 32" Pine 38" Pine 44" Pine 10' Pine Lineal 10' Pine Lineal (Stat)		2500023 2370644 2500024 2500025 2500026 2500080 2500027 2500028 2500029 2500101 2520029	10017879 10017898
	18	Multi-Point Lock Side Sash Stop (September '07 - Current)	20" Pine (Glass Size) 20" Pine 26" Pine 26" Pine 32" Pine 32" Pine 38" Pine 38" Pine 44" Pine 44" Pine 50" Pine 50" Pine 56" Pine 56" Pine 62" Pine 62" Pine 68" Pine 68" Pine 74" Pine 74" Pine	LH RH LH RH LH RH LH RH LH RH LH RH LH RH LH RH LH RH LH RH	2530212-L 2530212-R 2530213-L 2530213-R 2530214-L 2530214-R 2530215-L 2530215-R 2530216-L 2530216-R 2530218-L 2530218-R 2530219-L 2530219-R 2530220-L 2530220-R 2530221-L 2530221-R 2530222-L 2530222-R	



Pinnacle Series

Primed Casement (Operating)

Parts Identification




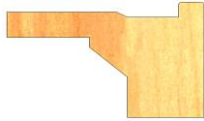
Image	Item #	Description	Color / Finish / Size	Spec	Old	New SAP
<p>Not Shown on Assembly Dwg</p>		Multi-Point Lock Side Sash Stop (June '00 - June '02)	20" Pine (Glass Size)	LH	2500111-L	
			20" Pine	RH	2500111-R	
			26" Pine	LH	2500113-L	
			26" Pine	RH	2500113-R	
			32" Pine	LH	2500114-L	
			32" Pine	RH	2500114-R	
			38" Pine	LH	2500115-L	
			38" Pine	RH	2500115-R	
			44" Pine	LH	2500116-L	
			44" Pine	RH	2500116-R	
			50" Pine	LH	2500118-L	
			50" Pine	RH	2500118-R	
			56" Pine	LH	2500119-L	
			56" Pine	RH	2500119-R	
			62" Pine	LH	2500120-L	
			62" Pine	RH	2500120-R	
			68" Pine	LH	2500121-L	
			68" Pine	RH	2500121-R	
			74" Pine	LH	2500122-L	
			74" Pine	RH	2500122-R	
<p>Not Shown on Assembly Dwg</p>		Multi-Point Lock Side Sash Stop (June '02 - August '07)	20" Pine (Glass Size)	LH	2500111-L	
			20" Pine	RH	2500111-R	
			26" Pine	LH	2500113-L	
			26" Pine	RH	2500113-R	
			32" Pine	LH	2500114-L	
			32" Pine	RH	2500114-R	
			38" Pine	LH	2500215-L	
			38" Pine	RH	2500215-R	
			44" Pine	LH	2500216-L	
			44" Pine	RH	2500216-R	
			50" Pine	LH	2500218-L	
			50" Pine	RH	2500218-R	
			56" Pine	LH	2500219-L	
			56" Pine	RH	2500219-R	
			62" Pine	LH	2500220-L	
			62" Pine	RH	2500220-R	
			68" Pine	LH	2500121-L	
			68" Pine	RH	2500121-R	
			74" Pine	LH	2500222-L	
			74" Pine	RH	2500222-R	



Pinnacle Series

Primed Casement (Operating)

Parts Identification

Image	Item #	Description	Color / Finish / Size	Spec	Old	New SAP
 Not Shown on Assembly Dwg		Sill Cover (Operator) (June '00 - March '06)	14" Pine (Glass Size) 14" Pine 16" Pine 16" Pine 20" Pine 20" Pine 24" Pine 24" Pine 24" Pine (Egress) 24" Pine (Egress) 26" Pine 26" Pine 26" Pine (Egress) 26" Pine (Egress) 32" Pine 32" Pine	LH RH LH RH LH RH LH RH LH RH LH RH LH RH LH RH	2500008 2500009 2370647 2370648 2500010 2500011 2500012 2500013 2500072 2500073 2500014 2500015 2500074 2500075 2500016 2500017	
 Not Shown on Assembly Dwg		Sill Cover (Stat)	14" Pine (Glass Size) 16" Pine 20" Pine 24" Pine 26" Pine 32" Pine 38" Pine 44" Pine 8' Alder Lineal 10' Pine Lineal		2500001 2370646 2500002 2500003 2500004 2500005 2500006 2500007 2500100-A 2500100	10017878 10017877
 Not Shown on Assembly Dwg		Contemporary Sill Cover	20" Pine (Glass Size) 20" Pine 24" Pine 24" Pine 26" Pine 26" Pine 32" Pine 32" Pine 10' Alder Lineal 8'-12' Fir Lineal	LH RH LH RH LH RH LH RH	2700020 2700021 2700022 2700023 2700024 2700025 2700026 2700027 2700010-A 2700010-F	10018939 10053668
 Not Shown on Assembly Dwg		Contemporary Sill Cover (Stat)	20" Pine (Glass Size) 24" Pine 26" Pine 28" Pine 32" Pine 44" Pine 10' Pine Lineal		2700002 2700003 2700004 2700008 2700005 2700007 2700010	10018938

*For sizes not listed, contact your inside sales representative.

*For sizes not listed, contact your inside sales representative.



Pinnacle Series

Primed Casement (Operating)

Parts Identification

Image	Item #	Description	Color / Finish / Size	Spec	Old	New SAP
	21	Jamb Extension 7/16" (4-9/16" OA Width)	10' Pine Lineal		291018	10020646
		Jamb Extension 7/16" Full Width (4-9/16" OA Width)	10' Pine Lineal		291065	10020664
		Jamb Extension 1-1/8" (5-1/4" OA Width)	10' Pine Lineal		291020	10020649
		Jamb Extension 2" (6-1/8" OA Width)	11' Pine Lineal		140103	10016101
		Jamb Extension 2-7/16" (6-9/16" OA Width)	16' Pine Lineal		291022	10020650
		Jamb Extension 3-1/8" (7-1/4" OA Width)	10' Pine Lineal		291024	10020654
	22	Ogee Glass Stop	8' Pine Lineal		2380890	10017413
		Glass Stop Tape 1/16" x 5/16" Single Sided	Black - 3800' Spool		390520	10053250
		Glazing Tape 1/16" x 5/16" Double Faced	Black - 216' Roll		2381410	10053152
 <p>Not Shown on Assembly Dwg</p>	22	Contemporary Glass Stop	8' Pine Lineal		2922300	10020713
		Glass Stop Tape 1/16" x 5/16" Single Sided	Black - 3800' Spool		390520	10053250
		Glazing Tape 1/16" x 5/16" Double Faced	Black - 216' Roll		2381410	10053152
 <p>Not Shown on Assembly Dwg</p>		Window Opening Control Device (Includes screws & Instructions)		LH RH	9410040 9410041	10117068 10117064