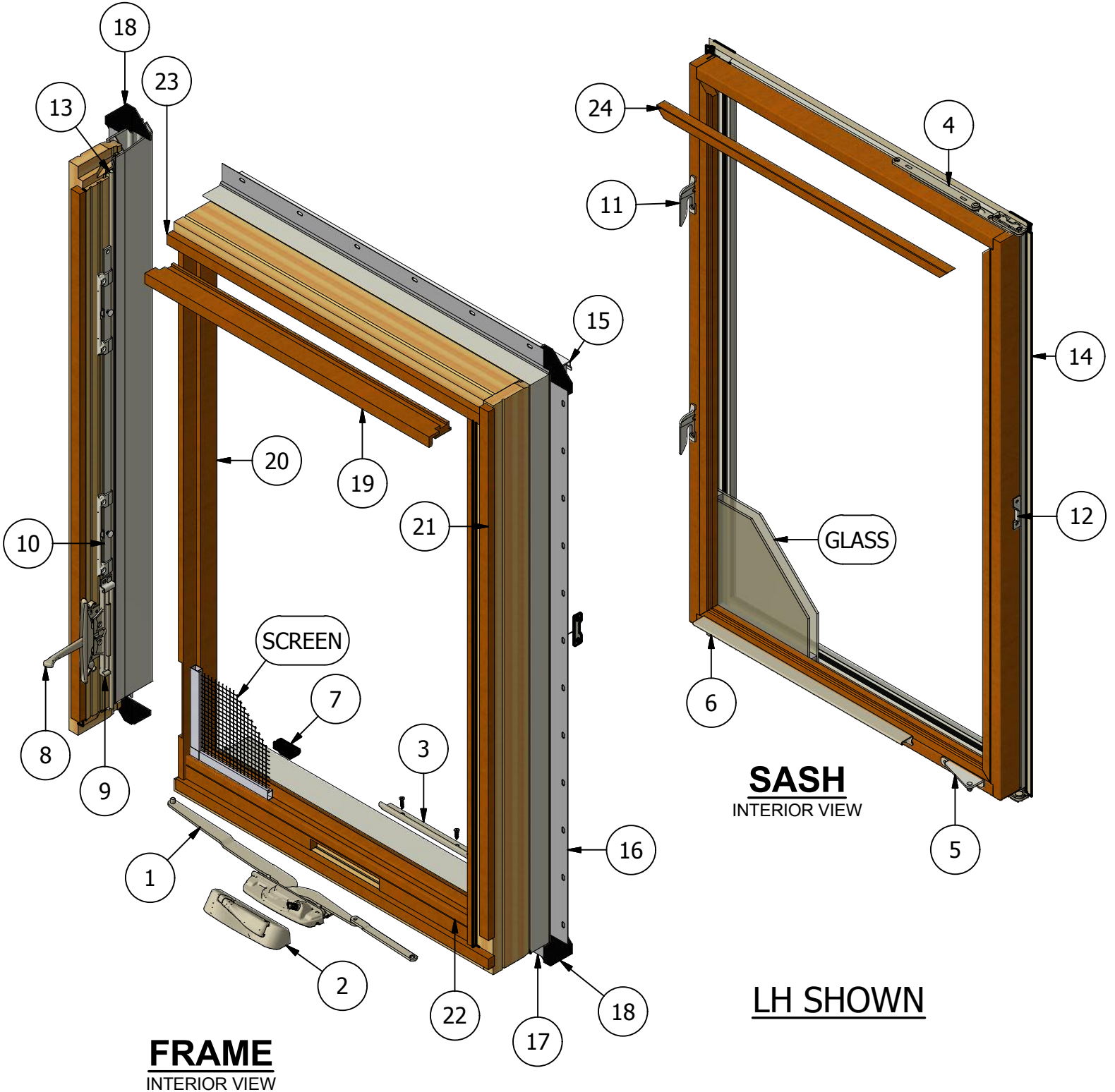




# Pinnacle Series

## Clad Casement (Operating)

### Parts Identification





# Pinnacle Series Clad Casement (Operating) Parts Identification

Image	Item #	Description	Color / Finish / Size	Spec	Old	New SAP
   	1	Dual Arm Operator (LH Shown) (April '06 - Current) Used on 20-32 Sizes	Standard Standard Seacoast Seacoast	LH RH LH RH	542019 542119 542130 542131	10052934 10052936 10053131 10053409
		Dyad Operator (LH Shown) (April '06 - Current) Used on 14-16 Sizes	Standard Standard Seacoast Seacoast	LH RH LH RH	542021 542121 542132 542133	10052863 10052877 10053274 10053179
		Single Arm Operator ≥ 20 Glass (Radius Only)	Standard Standard Seacoast Seacoast	LH RH LH RH	542023 542123 542134 542135	10053177 10053273 10053410 10053275
		Short Single Arm Operator < 20 Glass (Radius Only)	Standard Standard Seacoast Seacoast	LH RH LH RH	542117 542116 570031 570030	10053178 10053407 10053450 10053308
		Operator Screws #8 x 7/8" Screw (Qty.4)	Standard Seacoast		508150 518150	10053396 10053400
    Not Shown on Assembly Dwg		Single Arm Operator (June '00 - March '06)	Standard Standard	LH RH	540023 540024	10055218 10056256
	Dual Hinge Arm Operator (June '00 - March '06)	Standard Standard	LH RH	540037 540038	10056260 10055047	
	Egress Hinge Arm Operator (June '00 - March '06) (Not Shown)	Standard Standard	LH RH	540019 540020	10055560 10056255	
	Operator Screws #8 x 7/8" Screw			508150	10053396	



# Pinnacle Series Clad Casement (Operating) Parts Identification

Image	Item #	Description	Color / Finish / Size	Spec	Old	New SAP			
	2	Traditional Crank Handle & Crank Cover (LH Shown) (April '06 - Current) For Dyad Operator, Use Opposite Handing	Matte Black (After 10/7/16)	LH	553015	10117053			
			Black (10/7/16 & Prior)	LH	552015	10055570			
			Bronze	LH	552014	10117040			
			Champagne	LH	552013	10117048			
			Brass	LH	552018	10117050			
			Satin Nickel	LH	552017	10117037			
			White	LH	552012	10117033			
			Oil Rubbed Bronze	LH	552016	10117049			
			Faux Bronze	LH	552019	10117041			
			Matte Black (After 10/7/16)	RH	553115	10117046			
			Black (10/7/16 & Prior)	RH	552115	10056275			
			Bronze	RH	552114	10117042			
			Champagne	RH	552113	10117051			
			Brass	RH	552118	10117043			
			Satin Nickel	RH	552117	10117052			
			White	RH	552112	10117035			
			Oil Rubbed Bronze	RH	552116	10117038			
			Faux Bronze	RH	552119	10117034			
					Contemporary Crank Handle & Crank Cover (LH Shown) (April '06 - Current) For Dyad Operator, Use Opposite Handing	White	LH	556012	10117072
						Champagne	LH	556013	10117073
Bronze	LH	556014				10117074			
Black	LH	556015				10117075			
Oil Rubbed Bronze	LH	556016				10117076			
Satin Nickel	LH	556017				10117077			
Brass	LH	556018				10117078			
Faux Bronze	LH	556019				10117079			
White	RH	556112				10117080			
Champagne	RH	556113				10117081			
Bronze	RH	556114				10117082			
Black	RH	556115				10117083			
Oil Rubbed Bronze	RH	556116				10117084			
Satin Nickel	RH	556117				10117085			
Brass	RH	556118				10117086			
Faux Bronze	RH	556119				10117087			
 Not Shown on Assembly Dwg		Contour Operator Cover (June '00 - March '06)				Bronze		558224	10055577
						White		558223	10056288
			Brass		558225				
			Champagne		558227	10056289			
			Black		558229	10057613			



# Pinnacle Series



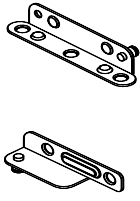
## Clad Casement (Operating)

### Parts Identification

Image	Item #	Description	Color / Finish / Size	Spec	Old	New SAP
 Not Shown on Assembly Dwg		Contour Crank Handle (June '00 - March '06)	Bronze White Brass Champagne Black		558219 558218 558220 558222 558228	10056287 10055576  10055226 10055051
 Not Shown on Assembly Dwg		Folding Crank Handle (June '00 - March '06)	Bronze White Brass Champagne Black		548012 548011 548013 548016 548018	10057602 10057178  10057811 10057603
 Not Shown on Assembly Dwg		Butterfly Handle (June '00 - March '06)	Bronze White Champagne Black		541050 541055 541071 541058	10057593 10056702 10120674 10057174
 Not Shown on Assembly Dwg		Turn Knob (June '00 - March '06)	Bronze Champagne White		540012 540010 548010	No Longer Available
 Not Shown on Assembly Dwg	3	Hinge Track  Hinge Track Screws #7 x 3/4" Screw (Qty.6) Maxim Track (Qty.8)  Adjustable hinge wrench	UR / LL (upper right/lower left) UL / LR (upper left/lower right)  Maxim* UR / LL (upper right/lower left) UL / LR (upper left/lower right) *Used with 32" width windows		542040 542045  562021 562022  2370091  540036	10052935 10052897  10053446 10053305  10053333  10054574



# Pinnacle Series Clad Casement (Operating) Parts Identification






Image	Item #	Description	Color / Finish / Size	Spec	Old	New SAP	
	4	Hinge Arm	Standard				
			UR / LL (upper right/lower left)		562003	10052938	
			UL / LR (upper left/lower right)		562004	10052899	
			Egress				
			UR / LL (upper right/lower left)		562005	10052939	
			UL / LR (upper left/lower right)		562006	10052878	
			Maxim*				
			UR / LL (upper right/lower left)		562023	10053139	
			UL / LR (upper left/lower right)		562024	10053447	
			*Used with 32" width windows				
Seacoast							
UR / LL (upper right/lower left)		562001	10053444				
UL / LR (upper left/lower right)		562002	10053304				
Egress							
UR / LL (upper right/lower left)		562015	10053445				
UL / LR (upper left/lower right)		562016	10053194				
Maxim*							
UR / LL (upper right/lower left)		562026	10053195				
UL / LR (upper left/lower right)		562027	10053448				
*Used with 32" width windows							
Adjustment Wrench					540036	10054574	
Hinge Arm Screws #7 x 3/4" Screw (Qty.6)			Standard		2380895	10053345	
			Seacoast		2370091	10053333	
	5	DA Sash Bracket (LH Shown) (April '06 - Current)	Standard	RH	542026	10053405	
			Standard	LH	542027	10053271	
			Seacoast	RH	543138	10053180	
			Seacoast	LH	543137	10053411	
			Standard		508150	10053396	
			Seacoast		518150	10053400	
DA Sash Bracket Screws Standard - #7 x 7/8 Screw (Qty.5) Seacoast - #8 x 3/4" Screw (Qty.5)			Standard				
			Seacoast				
		Standard Operator Bracket (June '00 - March '06)		LH	2380898	10056635	
				RH	2380899	10055809	
		Egress Operator Bracket (June '00 - March '06)		LH	540021	10057171	
				RH	540022	10057590	
		Operator Bracket Screws #7 x 7/8" Screw				508150	10053396
Not Shown on Assembly Dwg							



# Pinnacle Series

## Clad Casement (Operating)

### Parts Identification





Image	Item #	Description	Color / Finish / Size	Spec	Old	New SAP
	6	Operator Track (April '06 - Current)	Standard Seacoast		542128 542139	10052937 10053414
		Operator Track Screws Standard - #7 x 7/8 Screw (Qty.5) Seacoast - #8 x 3/4" Screw (Qty.5)	Standard Seacoast		508150 518150	10053396 10053400
		Single Arm Track (Radius Only)	Standard Seacoast		542128 542139	10052937 10053414
		Short Single Arm Track (Radius Only)	Standard Seacoast		542118 570032	10053408 10053196
		Operator Track Black Shoe (April '06 - Current)			31877	10055503
 <p>Not Shown on Assembly Dwg</p>		Operator Track (June '00 - March '06)			542004	10056257
		Operator Track Screws #8 x 7/8" Screw			508150	10053396
	7	Roto Sash Lift  #8 x 7/8" Screw	Black  Stainless Steel		9410100 518150-WDM 508150-NC	10053478 10053400 10053396
	8	Lock Handle & Escutcheon (September '07 - Current)	Matte Black (After 10/7/16) Black (10/7/16 & Prior) Bronze Champagne Brass Satin Nickel White Oil Rubbed Bronze Faux Bronze		554118 553118 553114 553110 553113 553109 553112 553108 553119	10117047 10056276 10117055 10117054 10117039 10117036 10117045 10117044 10117032



# Pinnacle Series


## Clad Casement (Operating)

### Parts Identification

Image	Item #	Description	Color / Finish / Size	Spec	Old	New SAP
 Not Shown on Assembly Dwg		Multi-Point Lock Handle (June '00 - August '07)	Bronze White Champagne Black Brass Satin Nickel Oil Rubbed Bronze		550224 550222 550220 550228 550223 558264 558277	10057610 10057812 10055049 10057181 10056274 10057614 10055578
 Not Shown on Assembly Dwg		Multi-Point Escutcheon Plate (June '00 - August '07)	Bronze White Champagne Black Brass Satin Nickel Oil Rubbed Bronze		550114 550112 550110 550118 550113 558263 558276	10057180 10056262 10056703 10057609 10057184 10056290
 Not Shown on Assembly Dwg	9	Lock Drive Assembly (Handle & Escutcheon Sold Separately) (September '07 - Current)  Lock Drive Assembly Screws #6 x 1" Screw (Qty. 2 per Lock Drive)			553107   550261	10053422   10053278
 Not Shown on Assembly Dwg		Link Assembly (June '00 - August '07)  Link Assembly Screws #6 x 1" Screw		LH RH	550120 550125  550262	10055562 10056263  10053532



# Pinnacle Series Clad Casement (Operating) Parts Identification

Image	Item #	Description	Color / Finish / Size	Spec	Old	New SAP			
	10	Tie Bar Assembly (LH Shown) (September '07 - Current)	Standard						
			20" (Glass Size)	LH	553132	10053427			
			20"	RH	553133	10053289			
			26"	LH	553134	10053135			
			26"	RH	553135	10053428			
			32"	LH	553136	10053290			
			32"	RH	553137	10053187			
			38"	LH	553138	10053429			
			38"	RH	553139	10053291			
			44"	LH	553140	10053109			
			44"	RH	553141	10053430			
			50"	LH	553142	10053292			
			50"	RH	553143	10053431			
			56"	LH	553144	10053188			
			56"	RH	553145	10053432			
			62"	LH	553146	10053293			
			62"	RH	553147	10053136			
			68"	LH	553148	10053433			
			68"	RH	553149	10053294			
			74"	LH	553150	10053189			
			74"	RH	553151	10053434			
			80"	LH	550252	10053412			
			80"	RH	550253	10053277			
			Seacoast						
			20" (Glass Size)	LH	553154	10053295			
			20"	RH	553155	10053096			
			26"	LH	553156	10053435			
			26"	RH	553157	10053296			
			32"	LH	553158	10053436			
			32"	RH	553159	10053190			
<i>Continued on Next Page</i>									





# Pinnacle Series Clad Casement (Operating) Parts Identification

Image	Item #	Description	Color / Finish / Size	Spec	Old	New SAP	
	10	Tie Bar Assembly (LH Shown) (September '07 - Current)	<i>Continued from Previous Page</i>				
			38"	LH	553160	10053437	
			38"	RH	553161	10053297	
			44"	LH	553162	10053137	
			44"	RH	553163	10053438	
			50"	LH	553164	10053298	
			50"	RH	553165	10053191	
			56"	LH	553166	10053439	
			56"	RH	553167	10053299	
			62"	LH	553168	10053110	
			62"	RH	553169	10053440	
			68"	LH	553170	10053300	
			68"	RH	553171	10053192	
			74"	LH	553172	10053441	
			74"	RH	553173	10053301	
80"	LH	550258	10053132				
80"	RH	550259	10053413				
		Tie Bar Assembly Screws #6 x 1" Screw (Qty. 2 per Lock Point)	Standard Seacoast		550261 550265	10053278 10053415	
		Tie Bar Assembly (Discontinued - Check for Availability)	56"		550135	No Longer Available	
					550130		
					550141		
					550141		
					550151		
					550161		
					550171		10056759
					550181		
					550191		
					550191		
					550135		
					550130		
					550141		
					550151		
					550161		
550171	10056759						
550181							
550186							
550191							
550196							
		Tie Bar Guide (June '00 - August '07)			550251	10057606	
		Tie Bar Assembly Screws #6 x 1" Screw (Qty. 2 per Lock Point)			550261	10053278	






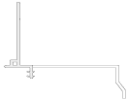



Not Shown on Assembly Dwg



# Pinnacle Series

## Clad Casement (Operating)

### Parts Identification



Image	Item #	Description	Color / Finish / Size	Spec	Old	New SAP
	11	Keeper (LH Shown) (September '07 - Current)  Keeper Screws #6 x 1 1/4" Screw (Qty. 2 per Keeper)	Standard Standard Seacoast Seacoast	LH RH LH RH	553128 553127 553105 553106  550263 551263	10053288 10053425 10053284 10053184  10053181 10053279
 Not Shown on Assembly Dwg		Keeper (June '00 - August '07)  Keeper Screws #6 x 1 1/4" Screw (Qty. 2 per Keeper)		LH RH	550210 550215  550263	10055569 10056273  10053181
	12	Concealed Snubber  Concealed Snubber Screws #8 x 3/4" Screw (Qty. 2 per Snubber)	Standard/Seacoast Standard/Seacoast High  Standard/Seacoast		570012 540051  518152	10053307 10053130  10075591
	13	Frame Weatherstrip (All Four Sides)			531106	10115706
	14	Sash Weatherstrip (Head & Sides)			2380882	10053151
	15	Clear Drip Cap	14' Lineal Length		471005	10053169
	16	Side Nail Fin	14' Lineal Length		460015	10053253
	17	Sill Nail Fin	14' Lineal Length		460020	10053126
	18	Nail Fin Gasket	4 per Sheet		490013	10053171



# Pinnacle Series

## Clad Casement (Operating)

### Parts Identification



Image	Item #	Description	Color / Finish / Size	Spec	Old	New SAP
	19	Head Stop	14" Pine (Glass Size) 16" Pine 20" Pine 24" Pine 26" Pine 28" Pine 32" Pine 38" Pine 44" Pine 10' Pine Lineal 20" Alder 26" Alder 32" Alder 10' Alder Lineal 10' Fir Lineal 10' Pine Lineal (Stat)		2500023 2370644 2500024 2500025 2500026 2500080 2500027 2500028 2500029 2500101 2500024-A 2500026-A 2500027-A 2500101-A 2500101-F 2520029	10017879       10076275 10053230 10017898
	20	Multi-Point Lock Side Sash Stop (September '07 - Current)	20" Pine (Glass Size) 20" Pine 26" Pine 26" Pine 32" Pine 32" Pine 38" Pine 38" Pine 44" Pine 44" Pine 50" Pine 50" Pine 56" Pine 56" Pine 62" Pine 62" Pine 68" Pine 68" Pine 74" Pine 74" Pine 80" Pine 80" Pine	LH RH LH RH LH RH LH RH LH RH LH RH LH RH LH RH LH RH LH RH	2530212-L 2530212-R 2530213-L 2530213-R 2530214-L 2530214-R 2530215-L 2530215-R 2530216-L 2530216-R 2530218-L 2530218-R 2530219-L 2530219-R 2530220-L 2530220-R 2530221-L 2530221-R 2530222-L 2530222-R 2380877-L 2380877-R	
<p>For Alder parts add -A to the Part Number (ex. 2530212-A-L)</p> <p>For Fir parts add -F to the Part Number (ex. 2530212-F-L)</p>						



# Pinnacle Series

## Clad Casement (Operating)

### Parts Identification

Image	Item #	Description	Color / Finish / Size	Spec	Old	New SAP
		Multi-Point Lock Side Sash Stop (June '00 - June '02)	20" Pine (Glass Size) 20" Pine 26" Pine 26" Pine 32" Pine 32" Pine 38" Pine 38" Pine 44" Pine 44" Pine 50" Pine 50" Pine 56" Pine 56" Pine 62" Pine 62" Pine 68" Pine 68" Pine 74" Pine 74" Pine 8' Alder Lineal	LH RH LH RH LH RH LH RH LH RH LH RH LH RH LH RH LH RH LH RH	2500111-L 2500111-R 2500113-L 2500113-R 2500114-L 2500114-R 2500115-L 2500115-R 2500116-L 2500116-R 2500118-L 2500118-R 2500119-L 2500119-R 2500120-L 2500120-R 2500121-L 2500121-R 2500122-L 2500122-R 2500123-A	
  Not Shown on Assembly Dwg		Multi-Point Lock Side Sash Stop (June '02 - August '07)	20" Pine (Glass Size) 20" Pine 26" Pine 26" Pine 32" Pine 32" Pine 38" Pine 38" Pine 44" Pine 44" Pine 50" Pine 50" Pine 56" Pine 56" Pine 62" Pine 62" Pine 68" Pine 68" Pine 74" Pine 74" Pine 8' Alder Lineal	LH RH LH RH LH RH LH RH LH RH LH RH LH RH LH RH LH RH LH RH	2500111-L 2500111-R 2500113-L 2500113-R 2500114-L 2500114-R 2500215-L 2500215-R 2500216-L 2500216-R 2500218-L 2500218-R 2500219-L 2500219-R 2500220-L 2500220-R 2500121-L 2500121-R 2500222-L 2500222-R 2500123-A	





# Pinnacle Series

## Clad Casement (Operating)

### Parts Identification


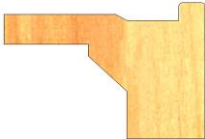
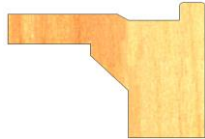
Image	Item #	Description	Color / Finish / Size	Spec	Old	New SAP	
	22	Sill Cover (Operator) (April '06 - Current)	Dual Arm & Dyad Operator				
			14" Pine (Glass Size)	LH	2600001		
			14" Pine	RH	2600002		
			16" Pine	LH	2600003		
			16" Pine	RH	2600004		
			20" Pine	LH	2600005		
			20" Pine	RH	2600006		
			24" Pine	LH	2600007		
			24" Pine	RH	2600008		
			26" Pine	LH	2600009		
			26" Pine	RH	2600010		
			28" Pine	LH	2600025		
			28" Pine	RH	2600026		
			32" Pine	LH	2600011		
			32" Pine	RH	2600012		
			8' Pine Lineal		2500100		10017877
			14" Alder	LH	2600001-A		
			14" Alder	RH	2600002-A		
			16" Alder	LH	2600003-A		
			16" Alder	RH	2600004-A		
			20" Alder	LH	2600005-A		
			20" Alder	RH	2600006-A		
			24" Alder	LH	2600007-A		
			24" Alder	RH	2600008-A		
			26" Alder	LH	2600009-A		
			26" Alder	RH	2600010-A		
			28" Alder	LH	2600025-A		
			28" Alder	RH	2600026-A		
			32" Alder	LH	2600011-A		
			32" Alder	RH	2600012-A		
			8' Alder Lineal		2500100-A		10017878
			8' Fir Lineal		2500100-F		10053359
			Single Arm Operator				
			20" Pine (Glass Size)	LH	2600019		
			20" Pine	RH	2600020		
			24" Pine	LH	2600021		
			24" Pine	RH	2600022		
			26" Pine	LH	2600023		
			26" Pine	RH	2600024		
			20" Alder	LH	2600019-A		
20" Alder	RH	2600020-A					
24" Alder	LH	2600021-A					
24" Alder	RH	2600022-A					
26" Alder	LH	2600023-A					
26" Alder	RH	2600024-A					



# Pinnacle Series

## Clad Casement (Operating)

### Parts Identification

Image	Item #	Description	Color / Finish / Size	Spec	Old	New SAP
 <p>Not Shown on Assembly Dwg</p>		Sill Cover (Operator) (June '00 - March '06)	14" Pine (Glass Size) 14" Pine 16" Pine 16" Pine 20" Pine 20" Pine 24" Pine 24" Pine 24" Pine (Egress) 24" Pine (Egress) 26" Pine 26" Pine 26" Pine (Egress) 26" Pine (Egress) 32" Pine 32" Pine 8' Alder Lineal	LH RH LH RH LH RH LH RH LH RH LH RH LH RH LH RH	2500008 2500009 2370647 2370648 2500010 2500011 2500012 2500013 2500072 2500073 2500014 2500015 2500074 2500075 2500016 2500017 2500100-A	10017878
 <p>Not Shown on Assembly Dwg</p>		Contemporary Sill Cover	20" Pine (Glass Size) 20" Pine 24" Pine 24" Pine 26" Pine 26" Pine 32" Pine 32" Pine 10' Alder Lineal 8'-12' Fir Lineal	LH RH LH RH LH RH LH RH   	2700020 2700021 2700022 2700023 2700024 2700025 2700026 2700027 2700010-A 2700010-F	10018949      10018939 10053668
 <p>Not Shown on Assembly Dwg</p>		Contemporary Sill Cover (Stat)	20" Pine (Glass Size) 24" Pine 26" Pine 28" Pine 32" Pine 44" Pine 10' Pine Lineal	       	2700002 2700003 2700004 2700008 2700005 2700007 2700010	10018933 10018934 10018935 10044874 10018936 10018937 10018938

\*For sizes not listed, contact your inside sales representative.



\*For sizes not listed, contact your inside sales representative.



# Pinnacle Series

## Clad Casement (Operating)

### Parts Identification

Image	Item #	Description	Color / Finish / Size	Spec	Old	New SAP
 <p>Not Shown on Assembly Dwg</p>		Sill Cover (Stat)	14" Pine (Glass Size)		2500001	10017856
			16" Pine		2370646	10017317
			20" Pine		2500002	10017857
			20" Alder		2500002-A	10017858
			24" Pine		2500003	10017859
			26" Pine		2500004	10017860
			26" Alder		2500004-A	10017861
			32" Pine		2500005	10017862
			32" Alder		2500005-A	10017863
			38" Pine		2500006	10017864
			44" Pine		2500007	10017865
			8' Alder Lineal		2500100-A	10017878
			8' Fir Lineal		2500100-F	10053359
	10' Pine Lineal		2500100	10017877		
	23	Jamb Extension 7/16" (4-9/16" OA Width)	10' Pine Lineal		291018	10020646
			8' Alder Lineal		291018-A	10020647
			6' Fir Lineal		291018-F	10020648
		Jamb Extension 7/16" Full Width (4-9/16" OA Width)	10' Pine Lineal		291065	10020664
			8' Alder Lineal		291065-A	10020665
			6' Fir Lineal		291065-F	10053572
		Jamb Extension 1-1/8" (5-1/4" OA Width)	10' Pine Lineal		291020	10020649
		Jamb Extension 2" (6-1/8" OA Width)	11' Pine Lineal		140103	10016101
			8' Alder Lineal		140103-A	10016102
			8' Fir Lineal		140103-F	10053601
		Jamb Extension 2-7/16" (6-9/16" OA Width)	16' Pine Lineal		291022	10020650
			8' Alder Lineal		291022-A	10020651
	6' Fir Lineal		291022-F	10020652		
Jamb Extension 3-1/8" (7-1/4" OA Width)	10' Pine Lineal		291024	10020654		
	8' Alder Lineal		291024-A	10020655		
	6' Fir Lineal		291024-F	10053669		








# Pinnacle Series

## Clad Casement (Operating)

### Parts Identification

Image	Item #	Description	Color / Finish / Size	Spec	Old	New SAP
	24	Ogee Glass Stop	8' Pine Lineal 10' Alder Lineal 8' Fir Lineal		2380890 2380890-A 2380890-F	10017413 10017416 10053608
		Glass Stop Tape 1/16" x 5/16" Single Sided	Black - 3800' Spool		390520	10053250
		Glazing Tape 1/16" x 5/16" Double Faced	Black - 216' Roll		2381410	10053152
 <p>Not Shown on Assembly Dwg</p>	24	Contemporary Glass Stop	8' Pine Lineal 8' Alder Lineal 8' Fir Lineal		2922300 2922300-A 2922300-F	10020713 10020714 10020715
		Glass Stop Tape 1/16" x 5/16" Single Sided	Black - 3800' Spool		390520	10053250
		Glazing Tape 1/16" x 5/16" Double Faced	Black - 216' Roll		2381410	10053152
 <p>Not Shown on Assembly Dwg</p>		Window Opening Control Device (Includes screws & Instructions)		LH RH	9410040 9410041	10117068 10117064