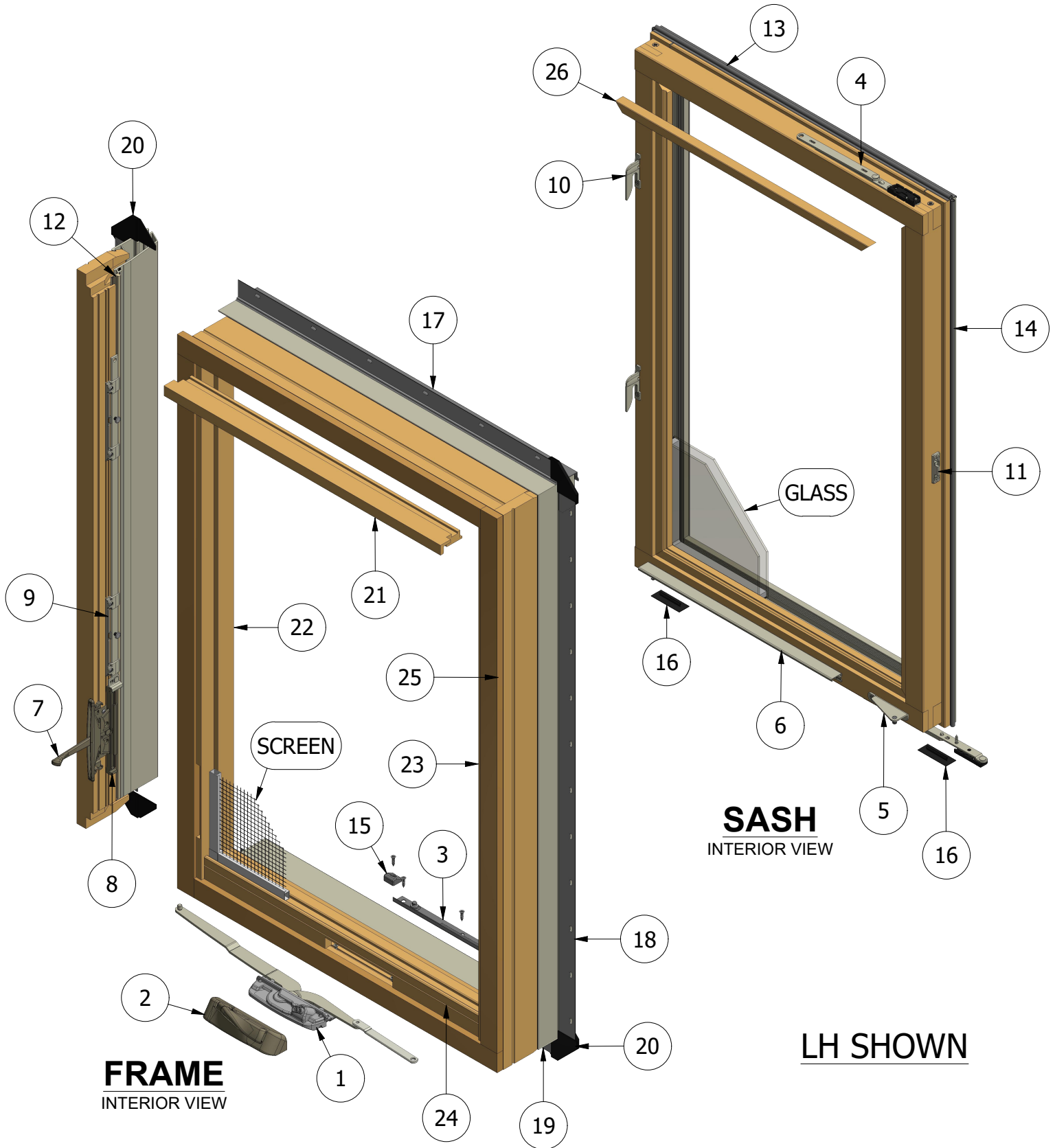




# Pinnacle Select Series Clad Casement (Operator) Parts Identification







# Pinnacle Select Series Clad Casement (Operator) Parts Identification

Image	Item #	Description	Color / Finish / Size	Spec	Old	New SAP
	1	Dual Arm Operator (LH Shown) Used on 24-42 Sizes	Standard	LH	542019	10052934
			Standard	RH	542119	10052936
			Seacoast	LH	542130	10053131
			Seacoast	RH	542131	10053409
		Dyad Operator (LH Shown) Used on 18-23 Sizes	Standard	LH	542021	10052863
			Standard	RH	542121	10052877
			Seacoast	LH	542132	10053274
			Seacoast	RH	542133	10053179
		Operator Screws #8 x 7/8" Screw (Qty.4)	Standard		508150	10053396
			Seacoast		518150	10053400
	2	Traditional Crank Handle & Crank Cover (LH Shown) (April '06 - Current) For Dyad Operator, Use Opposite Handing	Matte Black (After 10/7/16)	LH	553015	10117053
			Black (10/7/16 & Prior)	LH	552015	10055570
			Bronze	LH	552014	10117040
			Champagne	LH	552013	10117048
			Brass	LH	552018	10117050
			Satin Nickel	LH	552017	10117037
			White	LH	552012	10117033
			Oil Rubbed Bronze	LH	552016	10117049
			Faux Bronze	LH	552019	10117041
			Matte Black (After 10/7/16)	RH	553115	10117046
			Black (10/7/16 & Prior)	RH	552115	10056275
			Bronze	RH	552114	10117042
			Champagne	RH	552113	10117051
			Brass	RH	552118	10117043
			Satin Nickel	RH	552117	10117052
			White	RH	552112	10117035
			Oil Rubbed Bronze	RH	552116	10117038
			Faux Bronze	RH	552119	10117034







# Pinnacle Select Series Clad Casement (Operator) Parts Identification

Image	Item #	Description	Color / Finish / Size	Spec	Old	New SAP
 <p>Not Shown on Assembly Dwg</p>		Contemporary Crank Handle & Crank Cover (LH Shown) (April '06 - Current) For Dyad Operator, Use Opposite Handing	White	LH	556012	10117072
			Champagne	LH	556013	10117073
			Bronze	LH	556014	10117074
			Black	LH	556015	10117075
			Oil Rubbed Bronze	LH	556016	10117076
			Satin Nickel	LH	556017	10117077
			Brass	LH	556018	10117078
			Faux Bronze	LH	556019	10117079
			White	RH	556112	10117080
			Champagne	RH	556113	10117081
			Bronze	RH	556114	10117082
			Black	RH	556115	10117083
			Oil Rubbed Bronze	RH	556116	10117084
			Satin Nickel	RH	556117	10117085
Brass	RH	556118	10117086			
Faux Bronze	RH	556119	10117087			
	3	Hinge Track  Hinge Track Screws #7 x 3/4" Screw (Qty.6)  Adjustable hinge wrench	UR / LL (upper right/lower left)		542040	10052935
			UL / LR (upper left/lower right)		542045	10052897
			Maxim*			
			UR / LL (upper right/lower left)		562021	10053446
			UL / LR (upper left/lower right)		562022	10053305
		*Used with 32" width windows				
					2370091	10053333
					540036	10054574






# Pinnacle Select Series Clad Casement (Operator) Parts Identification

Image	Item #	Description	Color / Finish / Size	Spec	Old	New SAP
	4	Hinge Arm	Standard			
			UR / LL (upper right/lower left)		562003	10052938
			UL / LR (upper left/lower right)		562004	10052899
			Egress			
			UR / LL (upper right/lower left)		562005	10052939
			UL / LR (upper left/lower right)		562006	10052878
			Maxim*			
			UR / LL (upper right/lower left)		562023	10053139
			UL / LR (upper left/lower right)		562024	10053447
			*Used with 32" width windows			
			Seacoast			
			UR / LL (upper right/lower left)		562001	10053444
			UL / LR (upper left/lower right)		562002	10053304
			Egress			
UR / LL (upper right/lower left)		562015	10053445			
UL / LR (upper left/lower right)		562016	10053194			
Maxim*						
UR / LL (upper right/lower left)		562026	10053195			
UL / LR (upper left/lower right)		562027	10053448			
*Used with 32" width windows						
		Hinge Arm Screws #7 x 3/4" Screw (Qty.6)	Standard		2380895	10053345
			Seacoast		2370091	10053333
	5	DA Sash Bracket (LH Shown)	Standard		542026	10053405
			Standard	LH	542027	10053271
			Seacoast	RH	543137	10053411
			Seacoast	LH	543138	10053180
				RH		
		DA Sash Bracket Screws Standard - #7 x 7/8 Screw (Qty.5) Seacoast - #8 x 3/4" Screw (Qty.5)	Standard		508150	10053396
			Seacoast		518150	10053400
	6	Operator Track	Standard		542128	10052937
			Seacoast		542139	10053414
			Standard		508151	10135374
			Seacoast		2370091	10053333
		Operator Track Black Shoe (April '06 - Current)			31877	10055503



# Pinnacle Select Series Clad Casement (Operator) Parts Identification

Image	Item #	Description	Color / Finish / Size	Spec	Old	New SAP
	7	Lock Handle & Escutcheon (September '07 - Current)	Matte Black (After 10/7/16) Black (10/7/16 & Prior) Bronze Champagne Brass Satin Nickel White Oil Rubbed Bronze Faux Bronze		554118 553118 553114 553110 553113 553109 553112 553108 553119	10117047 10056276 10117055 10117054 10117039 10117036 10117045 10117044 10117032
	8	Lock Drive Assembly (Handle & Escutcheon Sold Separately)  Lock Drive Assembly Screws #6 x 1" Screw (Qty. 2 per Lock Drive)			553107  550261	10053422  10053278
	9	Tie Bar Assembly (LH Shown)	Standard 24" (Frame Size) 24" 30" 30" 36" 36" 42" 42" 48" 48" 54" 54" 60" 60" 66" 66" 72" 72" 78" 78" 84" 84" 90" 90" 94" 94"	LH RH LH RH LH RH LH RH LH RH LH RH LH RH LH RH LH RH LH RH LH RH LH RH LH RH	553132 553133 553134 553135 553136 553137 553138 553139 553140 553141 553142 553143 553144 553145 553146 553147 553148 553149 553150 553151 550252 550253 550254 550255 550256 550257	10053427 10053289 10053135 10053428 10053290 10053187 10053429 10053291 10053109 10053430 10053292 10053431 10053188 10053432 10053136 10053433 10053294 10053189 10053434 10053412 10053277 10053696 10053482 10053697 10053586



# Pinnacle Select Series Clad Casement (Operator) Parts Identification

Image	Item #	Description	Color / Finish / Size	Spec	Old	New SAP
		Tie Bar Assembly (LH Shown)	Seacoast			
			24" (Frame Size)	LH	553154	10053295
			24"	RH	553155	10053096
			30"	LH	553156	10053435
			30"	RH	553157	10053296
			36"	LH	553158	10053436
			36"	RH	553159	10053190
			42"	LH	553160	10053437
			42"	RH	553161	10053297
			48"	LH	553162	10053137
			48"	RH	553163	10053438
			54"	LH	553164	10053298
			54"	RH	553165	10053191
			60"	LH	553166	10053439
			60"	RH	553167	10053299
			66"	LH	553168	10053110
			66"	RH	553169	10053440
			72"	LH	553170	10053300
			72"	RH	553171	10053192
			78"	LH	553172	10053441
			78"	RH	553173	10053301
			84"	LH	550258	10053132
			84"	RH	550259	10053413
90"	LH	550260	10053698			
90"	RH	550270	10053699			
96"	LH	550271	10053587			
96"	RH	550272	10053700			
		Tie Bar Assembly Screws #6 x 1" Screw (Qty. 2 per Lock Point)	Standard Seacoast		550261 550265	10053278 10053415
	10	Keeper (LH Shown)	Standard	LH	553128	10053288
			Standard	RH	553127	10053425
			Seacoast	LH	553105	10053284
			Seacoast	RH	553106	10053184
					Keeper Screws #6 x 1 1/4" Screw (Qty. 2 per Keeper)	Standard Seacoast
	11	Concealed Snubber  Concealed Snubber Screws #8 x 3/4" Screw (Qty. 2 per Snubber)			590163	10052870
					508152	10053263
	12	Frame Weatherstrip (All Four Sides)			531106	10115706



# Pinnacle Select Series Clad Casement (Operator) Parts Identification



Image	Item #	Description	Color / Finish / Size	Spec	Old	New SAP
	13	Top Sash Weatherstrip	Black - 8' Lineal		2388894	10056048
	14	Bulb Weatherstrip (Sides)			531024	10055551
		Roto Sash Lift  #8 x 7/8" Screw	Black  Stainless Steel		9410100 518150-WDM 508150-NC	10053478 10053400 10053396
	15	Sash Ramp (After 7/5/22)			590135	10053711
	16	Sash Bottom Cover	Black		2388889	10056047
	17	Clear Drip Cap	14' Lineal Length		471005	10053169
	18	Side Nail Fin	14' Lineal Length		460015	10053253
	19	Sill Nail Fin	14' Lineal Length		460020	10053126
	20	Nail Fin Gasket	4 per Sheet		490013	10053171



# Pinnacle Select Series

## Clad Casement (Operator)

### Parts Identification

Image	Item #	Description	Color / Finish / Size	Spec	Old	New SAP
	21	Head Stop	18" Pine (Frame Size) 20" Pine 24" Pine 28" Pine 30" Pine 36" Pine 42" Pine 48" Pine 10' Pine Lineal 20" Alder 26" Alder 32" Alder 10' Alder Lineal 10' Fir Lineal		2500023 2370644 2500024 2500025 2500026 2500027 2500028 2500029 2500101 2500024-A 2500026-A 2500027-A 2500101-A 2500101-F	10017879       10076275 10053230
	22	Multi-Point Lock Side Sash Stop	24" Pine (Frame Size) 24" Pine 30" Pine 30" Pine 36" Pine 36" Pine 42" Pine 42" Pine 48" Pine 48" Pine 54" Pine 54" Pine 60" Pine 60" Pine 66" Pine 66" Pine 72" Pine 72" Pine 78" Pine 78" Pine 84" Pine 84" Pine For Alder parts add -A to the Part Number (ex. 2530212-A-L) For Fir parts add -F to the Part Number (ex. 2530212-F-L)	LH RH LH RH LH RH LH RH LH RH LH RH LH RH LH RH LH RH LH RH LH RH	2530212-L 2530212-R 2530213-L 2530213-R 2530214-L 2530214-R 2530215-L 2530215-R 2530216-L 2530216-R 2530218-L 2530218-R 2530219-L 2530219-R 2530220-L 2530220-R 2530221-L 2530221-R 2530222-L 2530222-R 2380877-L 2380877-R	


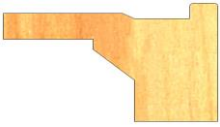






**WINDSOR**  
WINDOWS & DOORS

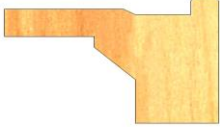

# Pinnacle Select Series Clad Casement (Operator) Parts Identification

Image	Item #	Description	Color / Finish / Size	Spec	Old	New SAP
  Not Shown on Assembly Dwg		Sill Cover (Stat)	18" Pine (Frame Size) 20" Pine 24" Pine 24" Alder 28" Pine 30" Pine 30" Alder 36" Pine 36" Alder 42" Pine 48" Pine 8' Alder Lineal 8' Fir Lineal		2500001 2370646 2500002 2500002-A 2500003 2500004 2500004-A 2500005 2500005-A 2500006 2500007 2500100-A 2500100-F	              10017878 10053359
  Not Shown on Assembly Dwg		Contemporary Sill Cover	20" Pine (Glass Size) 20" Pine 24" Pine 24" Pine 26" Pine 26" Pine 32" Pine 32" Pine 10' Pine Lineal 10' Alder Lineal 8'-12' Fir Lineal	LH RH LH RH LH RH LH RH	2700020 2700021 2700022 2700023 2700024 2700025 2700026 2700027 2700010 2700010-A 2700010-F	              10018938 10018939 10053668

\*For sizes not listed, contact your inside sales representative.






# Pinnacle Select Series Clad Casement (Operator) Parts Identification

Image	Item #	Description	Color / Finish / Size	Spec	Old	New SAP
 <p>Not Shown on Assembly Dwg</p>		Contemporary Sill Cover (Stat)	20" Pine (Glass Size) 24" Pine 26" Pine 32" Pine 44" Pine		2700002 2700003 2700004 2700005 2700007	
			*For sizes not listed, contact your inside sales representative.			
	25	Jamb Extension 7/16" (4-9/16" OA Width)  Jamb Extension 7/16" Full Width (4-9/16" OA Width)  Jamb Extension 1-1/8" (5-1/4" OA Width)  Jamb Extension 2" (6-1/8" OA Width)  Jamb Extension 2-7/16" (6-9/16" OA Width)  Jamb Extension 3-1/8" (7-1/4" OA Width)	10' Pine Lineal 8' Alder Lineal 6' Fir Lineal  10' Pine Lineal 8' Alder Lineal 6' Fir Lineal  10' Pine Lineal  11' Pine Lineal 8' Alder Lineal 8' Fir Lineal  16' Pine Lineal 8' Alder Lineal 6' Fir Lineal  10' Pine Lineal 8' Alder Lineal 6' Fir Lineal		291018 291018-A 291018-F  291065 291065-A 291065-F  291020  140103 140103-A 140103-F  291022 291022-A 291022-F  291024 291024-A 291024-F	10020646 10020647 10020648  10020664 10020665 10053572  10020649  10016101 10016102 10053601  10020650 10020651 10020652  10020654 10020655 10053669



# Pinnacle Select Series Clad Casement (Operator) Parts Identification

Image	Item #	Description	Color / Finish / Size	Spec	Old	New SAP
	26	Ogee Glass Stop	8' Pine Lineal 8' Alder Lineal 8' Fir Lineal		2380890 2380890-A 2380890-F	10017413 10017416 10053608
		Glass Stop Tape 1/16" x 5/16" Single Sided	Black - 3800' Spool		390520	10053250
		Glazing Tape 1/16" x 5/16" Double Faced	Black - 216' Roll		2381410	10053152
 Not Shown on Assembly Dwg	26	Contemporary Glass Stop	8' Pine Lineal 8' Alder Lineal 8' Fir Lineal		2922300 2922300-A 2922300-F	10020713 10020714 10020715
		Glass Stop Tape 1/16" x 5/16" Single Sided	Black - 3800' Spool		390520	10053250
		Glazing Tape 1/16" x 5/16" Double Faced	Black - 216' Roll		2381410	10053152
 Not Shown on Assembly Dwg		Window Opening Control Device (Includes screws & Instructions)		LH RH	9410040 9410041	10117068 10117064