



Pinnacle Series

Accessories

Parts Identification

	Image	Description	Color / Finish	Spec	Part #
Rigid Nailfin Option (Aluminum) <i>(Used on windows only)</i>		Rigid Drip Cap	Mill*	16'	483046
			2604 Black	16'	483038
			2604 Bronze	16'	483032
			2604 White	16'	483030
		Rigid Aluminum Nail Fin		14'	460025
	Attachment Screws #8 x 3/8" Drill Screws (8-12" apart)		Ea	8019	
	Nailfin Corner Gaskets (Qty 4/ Overall Configuration)		Ea	490013	
		Radius Rigid Drip Cap (Specify Frame Radius)	Mill*	13'	481041
Standard Nailfin Option (Vinyl) <i>(Used on windows only)</i>		Vinyl Drip Cap (Hinged)		14'	471005
		Vinyl Nail Fin (Hinged)		14'	460015
		Vinyl Sill Nail Fin		14'	460020
		Nailfin Corner Gaskets (Qty 4/ Overall Configuration)		Ea	490013





*When ordering aluminum lineals in 2604 or 2605 standard or feature color, please order the mill part number for that extrusion, then specify color and either 2604 or 2605 finish.



Pinnacle Series

Accessories

Parts Identification

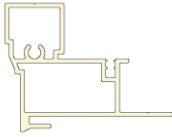


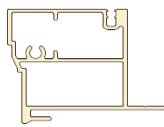


	Image	Description	Color / Finish	Spec	Part #
Door Nailfin (Aluminum)		Inswing/Outswing Nail Fin (with locating nub)		16'	8270
		Attachment Screws #8 x 3/8" Drill Screws (8-12" apart)		Ea	8019
Door Transom Nailfin (Aluminum)		Door Transom Nail Fin (no locating nub) (Use when mulling anything on the top of a door)		16'	483001
		Attachment Screws #8 x 3/8" Drill Screws (8-12" apart)		Ea	8019
		Nailfin Corner Gaskets (Qty 4/ Overall Configuration)		Ea	490013
Sliding Door Drip Cap		Drip Cap (Standard on Sliding Doors)	Mill*	16'	2384545

*When ordering aluminum lineals in 2604 or 2605 standard or feature color, please order the mill part number for that extrusion, then specify color and either 2604 or 2605 finish.

Pinnacle Series

Accessories

Parts Identification

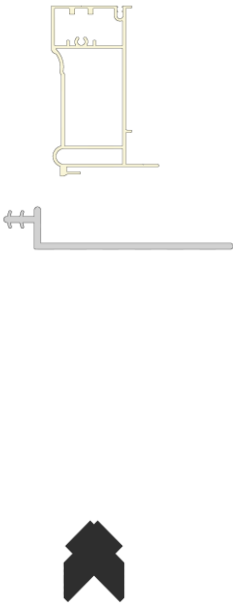

	Image	Description	Color / Finish	Spec	Part #
Clad WM180 Brickmould		Clad 180 Brickmould Extrusion (Uses Non-Hinged Nailfin Below)	Mill*	17'	481025
		Nail Fin (Non Hinged)		14'	478002
		Corner Key (Qty 2/ Overall Configuration)		Ea	538030
		Corner Screws #8 x 1 1/4" Screw (Qty 4/unit)		Ea	500050
		Attachment Screws #8 x 3/8" Drill Screws (8-12" apart)		Ea	8019
		Nailfin Corner Gaskets (Qty 4/ Overall Configuration)		Ea	490013
		Clad 180 Brickmould Filler Strip (Optional)	Grey	14'	538031
Clad WM180 Solid Back Brickmould		Clad 180 Square Back Brickmould Extrusion (Uses Non-Hinged Nailfin Below)	Mill*	17'	481045
		Nail Fin (Non Hinged)		14'	478002
		Corner Key (Qty 2/ Overall Configuration)		Ea	538030
		Corner Screws #8 x 1 1/4" Screw (Qty 4/unit)		Ea	500050
		Attachment Screws #8 x 3/8" Drill Screws (8-12" apart)		Ea	8019
		Nailfin Corner Gaskets (Qty 4/ Overall Configuration)		Ea	490013

*When ordering aluminum lineals in 2604 or 2605 standard or feature color, please order the mill part number for that extrusion, then specify color and either 2604 or 2605 finish.

Pinnacle Series

Accessories

Parts Identification


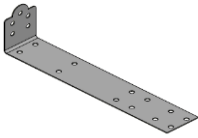
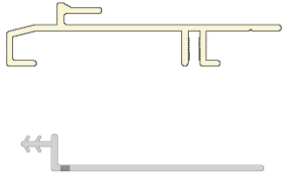
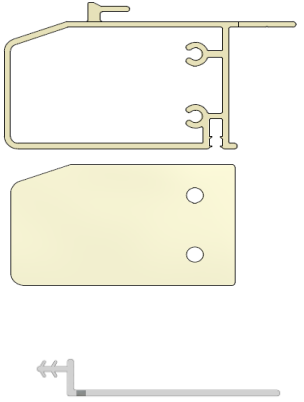
	Image	Description	Color / Finish	Spec	Part #
Clad Williamsburg Brickmould		Clad Williamsburg Casing (Uses Non-Hinged Nailfin Below)	Mill*	17'	460033
		Nail Fin (Non Hinged)		14'	478002
		Corner Key (Qty 2/ Overall Configuration)		Ea	538030
		Corner Screws #8 x 1 1/4" Screw (Qty 4/unit)		Ea	500050
		Attachment Screws #8 x 3/8" Drill Screws (8-12" apart)		Ea	8019
		Nailfin Corner Gaskets (Qty 4/ Overall Configuration)		Ea	490013
Clad 3 1/2" Flat Brickmould		3 1/2" Flat Casing	Mill*	17'	460040
		Casing Corner Screw #8 x 2" (Qty 2/Unit)		Ea	8117
		1" Black Foam Casing Plug (Qty 2/Unit)		Ea	530070
		Attachment Screws #8 x 3/8" Drill Screws (8-12" apart)		Ea	8019
		Nailfin Corner Gaskets (Qty 4/ Overall Configuration)		Ea	490013
		End Cap (Qty 2/Unit)	**Must be fabricated		460041**
		End Cap Screws #6 x 1" Screw (Qty 4/unit)			550265
		Back Clip (Qty 2/Unit)	**Must be fabricated		530073**
		Back Clip Screws #8 x 3/4" Screw (Qty 8/unit)			8130-1

*When ordering aluminum lineals in 2604 or 2605 standard or feature color, please order the mill part number for that extrusion, then specify color and either 2604 or 2605 finish.

Pinnacle Series

Accessories

Parts Identification

	Image	Description	Color / Finish	Spec	Part #
Installation Strap Option		Installation Straps <i>(Used with Factory Applied Option)</i>			2391566
		Attachment Screws (All Except DH) #8 x 3/4" Screw			508060
		Attachment Screws (Use on DH) #6 x 5/8" Screw			583125
Impact Installation Straps		Impact Installation Strap (1-15/16" x 7-13/16" x 1-1/2")			460024
		Window Screws (#7 x 3/4" SS Screw Qty 2/Strap)			2370091
		Install Screws (#8 x 1-1/2" SS Screw Qty 2/Strap)			8036
3/8" Subsill		3/8" Clad Subsill Extrusion	Mill*	14'	482170
		Sill Nail Fin		14'	460020
		Attachment Screws #8 x 3/8" Drill Screws (8-12" apart)		Ea	8019
1 1/4" Subsill		1 1/4" Clad Subsill	Mill*	13'	460042
		1" Black Foam Subsill Plug (Qty 2/Unit)		Ea	530071
		1 1/4" Subsill End Cap (Qty 2/Unit)	Mill*		460044
		End Cap Screw #6 x 1/2" (Qty 4/Unit)		Ea	508007
		Attachment Screws #8 x 3/8" Drill Screws (8-12" apart)		Ea	8019
		Sill Nail Fin		14'	460020

*When ordering aluminum lineals in 2604 or 2605 standard or feature color, please order the mill part number for that extrusion, then specify color and either 2604 or 2605 finish.



Pinnacle Series

Accessories

Parts Identification

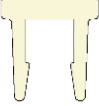










	Image	Description	Color / Finish	Spec	Part #
2 1/4" Subsill		2 1/4" Clad Subsill (Qty 2/Unit)	Mill*	13'	460043
		2" Black Foam Subsill Plug (Qty 2/Unit)		Ea	530072
		2 1/4" Subsill End Cap (Qty 2/Unit)	Mill*		460045
		End Cap Screw #6 x 1/2" (Qty 4/Unit)		Ea	508007
		Attachment Screws #8 x 3/8" Drill Screws (8-12" apart)		Ea	8019
		Sill Nail Fin		14'	460020

*When ordering aluminum lineals in 2604 or 2605 standard or feature color, please order the mill part number for that extrusion, then specify color and either 2604 or 2605 finish.

Pinnacle Series

Accessories

Parts Identification









	Image	Description	Color / Finish	Spec	Part #	
Standard Clad Mull		Standard Clad Mullion Cover	Mill*	14'	480005	
		Interior Mull Cover (11/32" x 2 1/2") <i>(Used on Casements, Awnings and Standard Direct Sets)</i>	Pine Lineal Alder Lineal Fir Lineal	14' 14' 6'	480006 480004 480003	
		Interior Mull Cover (7/32" x 1 1/2") <i>(Used on Double Hungs, Doors, 3 1/4\"</i>	Pine Lineal Alder Lineal Fir Lineal	11' 11' 6'	292130 292130-A 292130-F	
		Nailfin Corner Gaskets <i>(Qty 4/ Overall Configuration)</i>		Ea	490013	
		Gusset Plate <i>(Qty 2/Mull)</i>		2" x 10"	Ea	510065
1/2" Clad Spread Mull (Field Mulls Only)		1/2" Clad Spread Mullion Cover	Mill*	14'	420029	
		Interior Mull Cover (1/2" x 3") <i>(Used on Standard Casements, Awnings, and Direct Sets)</i>	Pine Lineal Alder Lineal Fir Lineal	8'	2381977 Special Order Special Order	
		Interior Mull Cover (1/2" x 1 7/8") <i>(Used on Double Hungs, Doors, 3 1/4\"</i>	Pine Lineal Alder Lineal Fir Lineal	8'	2381978 Special Order Special Order	
		Spread Mull End Cap <i>(Used on both sides of a Horizontal Spread Mull, and Sill only of a Vertical Spread Mull)</i>	Mill*	14'	420017	
		Nailfin Corner Gaskets <i>(Qty 4/ Overall Configuration)</i>		Ea	490013	
		Gusset Plate <i>(Qty 2/Mull)</i>		2" x 10"	Ea	510065

*When ordering aluminum lineals in 2604 or 2605 standard or feature color, please order the mill part number for that extrusion, then specify color and either 2604 or 2605 finish.

Pinnacle Series

Accessories

Parts Identification









	Image	Description	Color / Finish	Spec	Part #
1" Clad Spread Mull		1" Clad Spread Mullion Cover	Mill*	14'	420036
		Interior Mull Cover (1/2" x 3 1/2") <i>(Used on Standard Casements, Awnings, and Direct Sets)</i>	Pine Lineal Alder Lineal Fir Lineal	8'	2381975 Special Order Special Order
		Interior Mull Cover (1/2" x 2 3/8") <i>(Used on Double Hungs, Doors, 3 1/4" Casements, 3 1/4" Awnings, and Low Profile Directs/Radius)</i>	Pine Lineal Alder Lineal Fir Lineal	8'	2381976 Special Order Special Order
		1" Spread Mull LVL	LVL	12'	292301
		1" Spread Mull CPVC Filler	CPVC	16'	2390037
		Spread Mull End Cap <i>(Used on both sides of a Horizontal Spread Mull, and Sill only of a Vertical Spread Mull)</i>	Mill*	14'	420017
		Nailfin Corner Gaskets <i>(Qty 4/ Overall Configuration)</i>		Ea	490013
		Gusset Plate <i>(Qty 2/Mull)</i>	2" x 10"	Ea	510065

*When ordering aluminum lineals in 2604 or 2605 standard or feature color, please order the mill part number for that extrusion, then specify color and either 2604 or 2605 finish.

Pinnacle Series

Accessories

Parts Identification









	Image	Description	Color / Finish	Spec	Part #
2" Clad Spread Mull		2" Clad Spread Mullion Cover	Mill*	14' Lineal Length	2374065
		Interior Mull Cover (1/2" x 4 1/2") <i>(Used on Standard Casements, Awnings, and Direct Sets)</i>	Pine Lineal Alder Lineal Fir Lineal	8'	2381969 Special Order Special Order
		Interior Mull Cover (1/2" x 3 3/8") <i>(Used on Double Hungs, Doors, 3 1/4" Casements, 3 1/4" Awnings, and Low Profile Directs/Radius)</i>	Pine Lineal Alder Lineal Fir Lineal	8'	2381960 Special Order Special Order
		2" Spread Mull	LVL	12'	292302
		2" Spread Mull CPVC Filler	CPVC	16'	2390038
		Spread Mull End Cap <i>(Used on both sides of a Horizontal Spread Mull, and Sill only of a Vertical Spread Mull)</i>	Mill*	14'	420017
		Nailfin Corner Gaskets <i>(Qty 4/ Overall Configuration)</i>		Ea	490013
	Gusset Plate <i>(Qty 2/Mull)</i>	2" x 10"	Ea	510065	

*When ordering aluminum lineals in 2604 or 2605 standard or feature color, please order the mill part number for that extrusion, then specify color and either 2604 or 2605 finish.

Pinnacle Series

Accessories

Parts Identification









	Image	Description	Color / Finish	Spec	Part #
2 1/2" Clad Spread Mull		2 1/2" Clad Spread Mullion Cover	Mill*	14'	2374066
		Interior Mull Cover (1/2" x 5") <i>(Used on Standard Casements, Awnings, and Direct Sets)</i>	Pine Lineal Alder Lineal Fir Lineal	8'	2381970 Special Order Special Order
		Interior Mull Cover (1/2" x 3 7/8") <i>(Used on Double Hungs, Doors, 3 1/4" Casements, 3 1/4" Awnings, and Low Profile Directs/Radius)</i>	Pine Lineal Alder Lineal Fir Lineal	8'	2381963 Special Order Special Order
		2 1/2" Spread Mull LVL	LVL	12'	292303
		2 1/2" Spread Mull CPVC Filler	CPVC	16'	2390039
		Spread Mull End Cap <i>(Used on both sides of a Horizontal Spread Mull, and Sill only of a Vertical Spread Mull)</i>	Mill*	14'	420017
		Nailfin Corner Gaskets <i>(Qty 4/ Overall Configuration)</i>		Ea	490013
	Gusset Plate <i>(Qty 2/Mull)</i>		2" x 10"	Ea	510065

*When ordering aluminum lineals in 2604 or 2605 standard or feature color, please order the mill part number for that extrusion, then specify color and either 2604 or 2605 finish.

Pinnacle Series

Accessories

Parts Identification

	Image	Description	Color / Finish	Spec	Part #
3" Clad Spread Mull		3" Clad Spread Mullion Cover	Mill*	14'	420052
		Interior Mull Cover (1/2" x 5 1/2") <i>(Used on Standard Casements, Awnings, and Direct Sets)</i>	Pine Lineal Alder Lineal Fir Lineal	8'	2381971 Special Order Special Order
		Interior Mull Cover (1/2" x 4 3/8") <i>(Used on Double Hungs, Doors, 3 1/4" Casements, 3 1/4" Awnings, and Low Profile Directs/Radius)</i>	Pine Lineal Alder Lineal Fir Lineal	8'	2381961 Special Order Special Order
		3" Spread Mull LVL	LVL	12'	292304
		3" Spread Mull CPVC Filler	CPVC	16'	2390040
		Spread Mull End Cap <i>(Used on both sides of a Horizontal Spread Mull, and Sill only of a Vertical Spread Mull)</i>	Mill*	14'	420017
		Nailfin Corner Gaskets <i>(Qty 4/ Overall Configuration)</i>		Ea	490013
		Gusset Plate <i>(Qty 2/Mull)</i>	2" x 10"	Ea	510065









*When ordering aluminum lineals in 2604 or 2605 standard or feature color, please order the mill part number for that extrusion, then specify color and either 2604 or 2605 finish.



Pinnacle Series

Accessories







Parts Identification

	Image	Description	Color / Finish	Spec	Part #
4" Clad Spread Mull		4" Clad Spread Mullion Cover	Mill*	14'	420060
		Interior Mull Cover (1/2" x 6 1/2") <i>(Used on Standard Casements, Awnings, and Direct Sets)</i>	Pine Lineal Alder Lineal Fir Lineal	8'	2381973 Special Order Special Order
		Interior Mull Cover (1/2" x 5 3/8") <i>(Used on Double Hungs, Doors, 3 1/4 inch Casements, 3 1/4 inch Awnings, and Low Profile Directs/Radius)</i>	Pine Lineal Alder Lineal Fir Lineal	8'	2381964 Special Order Special Order
		4" Spread Mull LVL	LVL	12'	292305
		4" Spread Mull CPVC Filler	CPVC	16'	2390041
		Spread Mull End Cap <i>(Used on both sides of a Horizontal Spread Mull, and Sill only of a Vertical Spread Mull)</i>	Mill*	14'	420017
		Nailfin Corner Gaskets <i>(Qty 4/ Overall Configuration)</i>		Ea	490013
	Gusset Plate <i>(Qty 2/Mull)</i>	2" x 10"	Ea	510065	

*When ordering aluminum lineals in 2604 or 2605 standard or feature color, please order the mill part number for that extrusion, then specify color and either 2604 or 2605 finish.



Pinnacle Series Accessories Parts Identification

	Image	Description	Color / Finish	Spec	Part #
6" Clad Spread Mull (Field Mull Only)		6" Clad Spread Mullion Cover	Mill*	14'	420076
		Interior Mull Cover (1/2" x 8 1/2") <i>(Used on Standard Casements, Awnings, and Direct Sets)</i>	Pine Lineal Alder Lineal Fir Lineal	8'	2381974 Special Order Special Order
		Interior Mull Cover (1/2" x 7 3/8") <i>(Used on Double Hungs, Doors, 3 1/4" Casements, 3 1/4" Awnings, and Low Profile Directs/Radius)</i>	Pine Lineal Alder Lineal Fir Lineal	8'	2381962 Special Order Special Order
		Spread Mull End Cap <i>(Used on both sides of a Horizontal Spread Mull, and Sill only of a Vertical Spread Mull)</i>	Mill*	14'	420017
		Nailfin Corner Gaskets (Qty 4/ Overall Configuration)		Ea	490013
		Gusset Plate (Qty 2/Mull)	2" x 10"	Ea	510065











*When ordering aluminum lineals in 2604 or 2605 standard or feature color, please order the mill part number for that extrusion, then specify color and either 2604 or 2605 finish.



Pinnacle Series

Accessories

Parts Identification

	Image	Description	Color / Finish	Spec	Part #
Jamb Extensions		7/16" Jamb Extension	Pine Lineal Alder Lineal Fir Lineal	10' 8' 6'	291018 291018-A 291018-F
		7/16" Full Width Jamb Extension	Pine Lineal Alder Lineal Fir Lineal	10' 8' 6'	291065 291065-A 291065-F
		1 1/16" Jamb Extension	Pine Lineal Alder Lineal Fir Lineal	11'	140122 Special Order Special Order
		1 1/8" Jamb Extension	Pine Lineal Alder Lineal Fir Lineal	10' 16'	291020 292251-A Special Order
		2" Jamb Extension (no nail groove) <i>(For rip down between 1 7/16" and 2")</i>	Pine Lineal Alder Lineal Fir Lineal	8'-12' 8'-12' 8'-12'	2370168 2370168-A 2370168-F
		2" Jamb Extension	Pine Lineal Alder Lineal Fir Lineal	8'-16' 8' 8'	140103 140103-A 140103-F
		2 7/16" Jamb Extension	Pine Lineal Alder Lineal Fir Lineal	8'-16' 8' 6'	291022 291022-A 291022-F
		2 11/16" Jamb Extension	Pine Lineal Alder Lineal Fir Lineal	8'-16' 6' 10'	140123 140123-A 140123-F
		3 1/8" Jamb Extension	Pine Lineal Alder Lineal Fir Lineal	8'-16' 8' 6'	291024 291024-A 291024-F
		4" Jamb Extension	Pine Lineal Alder Lineal Fir Lineal	10' 10'	291031 291031-A Special Order



Pinnacle Series Accessories Parts Identification

	Image	Description	Color / Finish	Spec	Part #
Lineal Accessories		Small Clad Frame Expander 1 7/8"	Mill*	14'	480027
			2604 Black	14'	2380488
			2604 Bronze	14'	480012
			2604 White	14'	480011
		Large Clad Frame Expander 3 1/4"	Mill*	14'	480019
			2604 Black	14'	480032
			2604 Bronze	14'	480014
		Mull Expander	Mill*	14'	480020
Mill*			14'	481001	
	12 Degree Outside Mullion	Mill*	14'	481001	
			Casement 12 Degree Inside Mullion	Pine Lineal	11'

*When ordering aluminum lineals in 2604 or 2605 standard or feature color, please order the mill part number for that extrusion, then specify color and either 2604 or 2605 finish.



Pinnacle Series

Accessories

Parts Identification







	Image	Description	Color / Finish	Spec	Part #
Lineal Accessories		30 Degree Outside Mullion Casement 30 Degree Bay Inside Mullion	Mill* Pine Lineal	14' 11'	480021 291008
		45 Degree Outside Mullion Casement 45 Degree Bay Inside Mullion	Mill* Pine Lineal	14' 11'	481018 291010
		90 Degree Outside Mullion (Only used with 4 9/16" jamb & 3 1/4" frame expander.)	Mill*	14'	584023
		Clad Direct Set Frame Extrusion	Mill*	14'	481035
		Clad Direct Set Jamb	Pine Lineal	14'	2370043

*When ordering aluminum lineals in 2604 or 2605 standard or feature color, please order the mill part number for that extrusion, then specify color and either 2604 or 2605 finish.

Pinnacle Series

Accessories

Parts Identification







	Image	Description	Color / Finish	Spec	Part #
Interior Trim Accessories		Interior Trim WM433	Pine White Primer Pure White Black Black Primer Gray	12'	292327 292327-P 292327-W 292327-B 292327-BP 292327-G
		Interior Trim WM445	Pine White Primer Pure White Black Black Primer Gray	12'	292329 292329-P 292329-W 292329-B 292329-BP 292329-G
		Interior Trim RB03	Pine White Primer Pure White Black Black Primer Gray	12'	292315 292315-P 292315-W 292315-B 292315-BP 292315-G
		Interior Trim WM412	Pine White Primer Pure White Black Black Primer Gray	12'	292334 292334-P 292334-W 292334-B 292334-BP 292334-G
		Interior Trim WM444	Pine White Primer Pure White Black Black Primer Gray	12'	292328 292328-P 292328-W 292328-B 292328-BP 292328-G
		Interior Trim WM473	Pine White Primer Pure White Black Black Primer Gray	12'	292335 292335-P 292335-W 292335-B 292335-BP 292335-G
			Stain Finished Part Numbers Part Number-Stain Finish Example: 292335-CL	Clear Antique Barrel Chestnut Espresso Intensive Perfect Brown Provincial Sun Light Tea With Milk	



Pinnacle Series

Accessories







Parts Identification

	Image	Description	Color / Finish	Spec	Part #
Interior Trim Accessories		Interior Trim WM356	Pine White Primer Pure White Black Black Primer Gray	12'	292324 292324-P 292324-W 292324-B 292324-BP 292324-G
		Interior Lattice WM267	Pine White Primer Pure White Black Black Primer Gray	12'	292321 292321-P 292321-W 292321-B 292321-BP 292321-G
		Interior Stop WM937	Pine White Primer Pure White Black Black Primer Gray	12'	292332 292332-P 292332-W 292332-B 292332-BP 292332-G
		Interior Stop WM887	Pine White Primer Pure White Black Black Primer Gray	12'	292331 292331-P 292331-W 292331-B 292331-BP 292331-G
		Interior Stop WM254	Pine White Primer Pure White Black Black Primer Gray	12'	292320 292320-P 292320-W 292320-B 292320-BP 292320-G
		Interior Stop WM941	Pine White Primer Pure White Black Black Primer Gray	12'	292333 292333-P 292333-W 292333-B 292333-BP 292333-G
			Stain Finished Part Numbers Part Number-Stain Finish Example: 292335-CL	Clear Antique Barrel Chestnut Espresso Intensive Perfect Brown Provincial Sun Light Tea With Milk	

Pinnacle Series

Accessories






Parts Identification

	Image	Description	Color / Finish	Spec	Part #
Interior Trim Accessories		Interior Stop WM876	Pine White Primer Pure White Black Black Primer Gray	12'	292330 292330-P 292330-W 292330-B 292330-BP 292330-G
		Interior Trim WM351	Pine White Primer Pure White Black Black Primer Gray	12'	292323 292323-P 292323-W 292323-B 292323-BP 292323-G
		Interior Apron B200	Pine White Primer Pure White Black Black Primer Gray	12'	292312 292312-P 292312-W 292312-B 292312-BP 292312-G
		Interior Trim WM361	Pine White Primer Pure White Black Black Primer Gray	12'	292325 292325-P 292325-W 292325-B 292325-BP 292325-G
		Interior Trim WM366	Pine White Primer Pure White Black Black Primer Gray	12'	292326 292326-P 292326-W 292326-B 292326-BP 292326-G
		Interior Trim WM327	Pine White Primer Pure White Black Black Primer Gray	12'	292322 292322-P 292322-W 292322-B 292322-BP 292322-G
			Stain Finished Part Numbers Part Number-Stain Finish Example: 292335-CL	Clear Antique Barrel Chestnut Espresso Intensive Perfect Brown Provincial Sun Light Tea With Milk	

Pinnacle Series

Accessories

Parts Identification

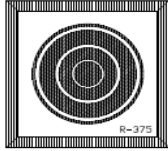

	Image	Description	Color / Finish	Spec	Part #
Interior Trim Accessories		Stool WM1021	Pine White Primer Pure White Black Black Primer Gray	12'	292317 292317-P 292317-W 292317-B 292317-BP 292317-G
		Interior Base Shoe WM129	Pine White Primer Pure White Black Black Primer Gray	12'	292319 292319-P 292319-W 292319-B 292319-BP 292319-G
		Interior Base Shoe WM106	Pine White Primer Pure White Black Black Primer Gray	12'	292318 292318-P 292318-W 292318-B 292318-BP 292318-G
		Interior Square Stop 8303U	Pine White Primer Pure White Black Black Primer Gray	12'	292311 292311-P 292311-W 292311-B 292311-BP 292311-G
		Interior Cove WM100	Pine White Primer Pure White Black Black Primer Gray	12'	292316 292316-P 292316-W 292316-B 292316-BP 292316-G
			Stain Finished Part Numbers Part Number-Stain Finish Example: 292335-CL	Clear Antique Barrel Chestnut Espresso Intensive Perfect Brown Provincial Sun Light Tea With Milk	



Pinnacle Series

Accessories

Parts Identification

	Image	Description	Color / Finish	Spec	Part #
Interior Trim Accessories		Interior Rosette/Plinth R-375	Pine White Primer Pure White Black Black Primer Gray	Each	292314 292314-P 292314-W 292314-B 292314-BP 292314-G
		Interior Rosette/Plinth R-2751	Pine White Primer Pure White Black Black Primer Gray	Each	292313 292313-P 292313-W 292313-B 292313-BP 292313-G
		Stain Finished Part Numbers Part Number-Stain Finish Example: 292335-CL	Clear Antique Barrel Chestnut Espresso Intensive Perfect Brown Provincial Sun Light Tea With Milk		CL AB CH E I BR PV SL T



Pinnacle Series Accessories Parts Identification

	Color	Brush Bottle Part #		Spray Can Part #	
		Avante Part #	SAP Part #	Avante Part #	SAP Part #
Powdercoat Touchup Paint	Beige	20603	70007585	22603	70007596
	Slate Gray	20604	70007643	22604	70007664
	Charcoal Gray	20605	70007540	22605	70007543
	Sandstone	20607	70007753	22607	70007665
	Boysenberry	20608	70007644	22608	70007597
	Military Blue	20610	70007586	22610	70007666
	Burnt Sun	20612	70007645	22612	70007561
	Dijon	20613	70007556	22613	70007667
	Dove Gray	20615	70007646	22615	70007598
	Patina Green	20616	70007587	22616	70007668
	Midnight Blue	20618	70007647	22618	70007528
	Brick Red	20619	70007533	22619	70007756
	Sage Brown	20620	70007754	22620	70007669
	French Vanilla	20621	70007648	22621	70007599
	Linen	20622	70007588	22622	70007670
	Sable	20623	70007649	22623	70007562
	Stormy Monday	20624	70007557	22624	70007671
	Burnt Pumpkin	20625	70007650	22625	70007600
	Sierra Tan	20626	70007589	22626	70007672
	Walnut	20627	70007651	22627	70007544
	Coastal Tan	20628	70007541	22628	70007757
	Putty	20629	70007652	22629	70007673
	Appalacian Brown	20630	70007590	22630	70007601
	Camarillo Green	20631	70007653	22631	70007674
	Sage Green	20632	70007558	22632	70007563
	Antique Bronze	20633	70007654	22633	70007675
	Clay	20634	70007591	22634	70007602
	Sunflower	20635	70007655	22635	70007676
	Red River Rouge	20636	70007530	22636	70007535
	Pueblo Tan	20637	70007755	22637	70007758
	White	20638	70007656	22638	70007677
	Ivory	20639	70007592	22639	70007603
	Tan	20640	70007657	22640	70007678
	Bronze	20641	70007559	22641	70007564
	Hunter Green	20642	70007658	22642	70007679
	Cinnamon	20643	70007593	22643	70007604
	Black	20644	70007659	22644	70007680
	Dark Bronze	20645	70007542	22645	70007545
	Copper	20646	70007808	22646	70007681
	Clear	20647	70007660	22647	70007605
Desert Dust	20648	10120499	22648	10120501	
Redwood	20649	70007594	22649	70007682	
Black Textured	20650	NA	22650	70007565	
Matte Slate Gray	20653	70007661	22653	70007684	
Matte Charcoal Gray	20654	70007560	22654	70007531	
Matte Sable	20655	70007662	22655	70007759	
Matte Tan	20656	70007595	22656	70007685	
Matte Bronze	20657	70007663	22657	70007607	
Matte Black	20658	70007534	22658	70007686	
Matte Desert Dust	20659	10120500	22659	10120502	
Iron	20660	10133510	22660	10133511	