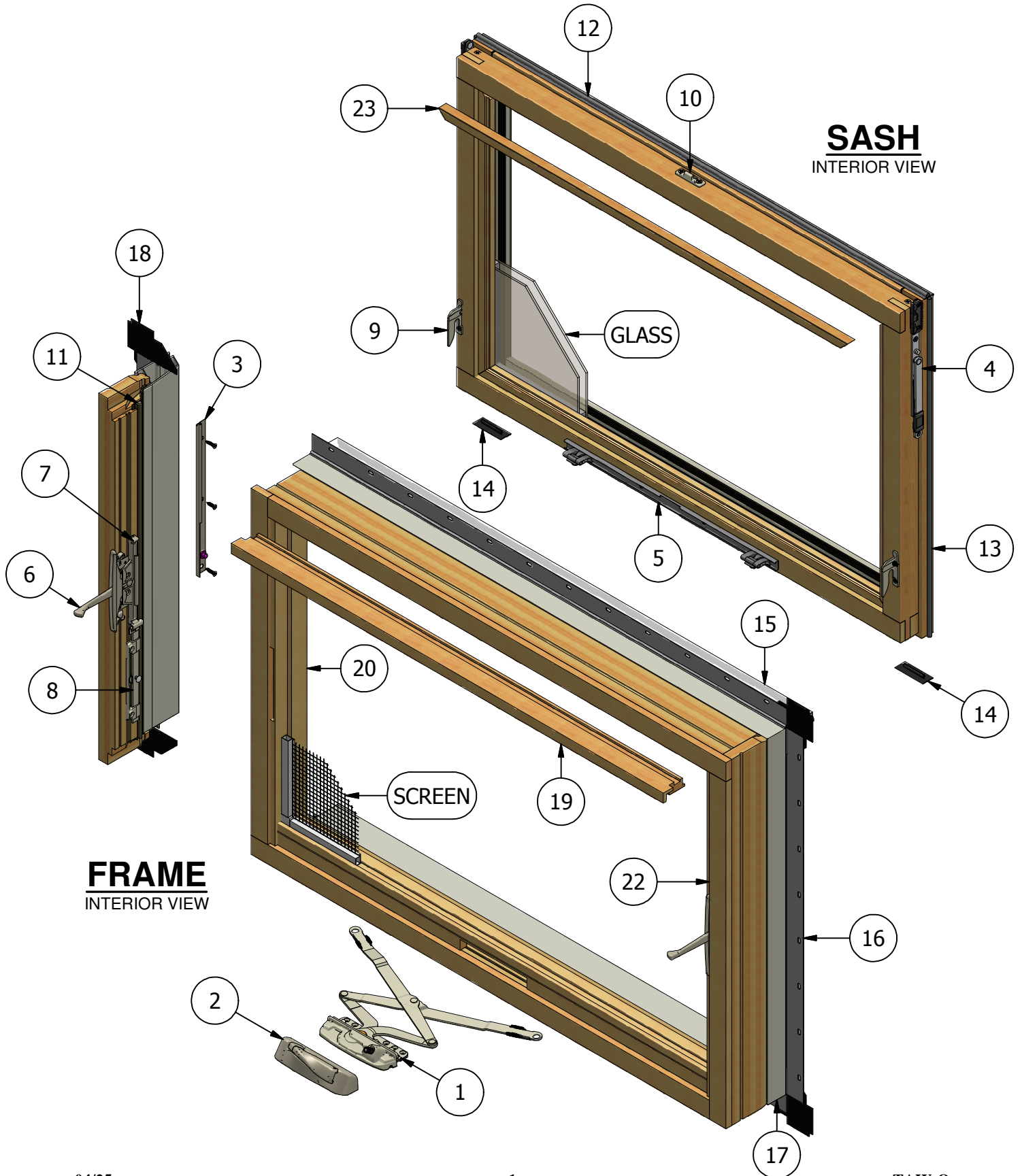


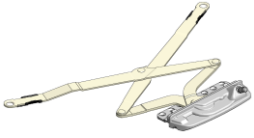





Pinnacle Select Series Clad Awning (Operator) Parts Identification





Pinnacle Select Series Clad Awning (Operator) Parts Identification



Image	Item #	Description	Color / Finish / Size	Spec	Old	New SAP
	1	Operator	Standard Seacoast		542029 542136	10053406 10053107
		Operator Screws #8 x 7/8" Screw (Qty.4)	Standard Seacoast		508150 518150	10053396 10053400
		Operator Clip (April '06 - Current)			31879	10055199
	2	Traditional Crank Handle & Crank Cover (April '06 - Current)	Matte Black (After 10/7/16)		553015	10117053
			Black (10/7/16 & Prior)		552015	10055570
			Bronze		552014	10117040
			Champagne		552013	10117048
			Brass		552018	10117050
			Satin Nickel		552017	10117037
			White		552012	10117033
			Oil Rubbed Bronze		552016	10117049
Faux Bronze		552019	10117041			
 Not Shown on Assembly Dwg		Contemporary Crank Handle & Crank Cover	White		556012	10117072
			Champagne		556013	10117073
			Bronze		556014	10117074
			Black		556015	10117075
			Oil Rubbed Bronze		556016	10117076
			Satin Nickel		556017	10117077
			Brass		556018	10117078
			Faux Bronze		556019	10117079



Pinnacle Select Series






Clad Awning (Operator)

Parts Identification

Image	Item #	Description	Color / Finish / Size	Spec	Old	New SAP		
	3	Hinge Track	UR / LL (upper right/lower left)		542040	10052935		
			UL / LR (upper left/lower right)		542045	10052897		
			*Used for windows with 28" and smaller frame heights					
			LH Hinge Track		582151	10057186		
			RH Hinge Track		582152	10057619		
			*Used for windows with 30" & 36" frame heights					
			LH Hinge Track		582153	10053313		
			RH Hinge Track		582154	10053199		
			*Used for windows with greater than 36" frame heights					
			Hinge Track Screws #7 x 3/4" Screw (Qty.6) for windows up to 36" frame ht (Qty.18) for windows greater than 36" frame ht					2380895
Adjustable hinge wrench					540036	10054574		
	4	Hinge Arm	Standard 10" Hinge Arm					
			*Prior to 9/1/16 used on 28" and smaller frame heights ;after 9/1/16 used on 36" and smaller frame heights					
			LH		562003-1	10054695		
			RH		562004-1	10056291		
			22" Hinge Arm					
			*Prior to 9/1/16 Used on >28" and less than 36" frame heights					
			LH		582145	10053141		
			RH		582146	10053457		
			26" Hinge Arm					
			*Used for windows with greater than 36" frame heights					
			LH		582155	10053458		
			RH		582156	10053314		
			Seacoast 10" Hinge Arm					
			*Prior to 9/1/16 used on 24" and smaller glass heights ;after 9/1/16 used on 32" and smaller glass heights					
			LH		562001	10053444		
			RH		562002	10053304		
22" Hinge Arm								
*Prior to 9/1/16 used for windows with 30" or larger frame heights								
LH		582149	10057816					
RH		582150	10057618					
Hinge Arm Screws #7 x 3/4" Screw (Qty.6)					2380895	10053345		
Standard					2370091	10053333		
Seacoast								



Pinnacle Select Series Clad Awning (Operator) Parts Identification

Image	Item #	Description	Color / Finish / Size	Spec	Old	New SAP
	5	Operator Track	Standard Seacoast		542129 542140	10052898 10053276
		Operator Track Screws Standard - #7 x 7/8 Screw (Qty.5) Seacoast - #8 x 3/4" Screw (Qty.5)	Standard Seacoast		508151 2370091	10053333
		Pivot Slide Assembly (April '06 - Current)			31878	10056172
	6	Lock Handle & Escutcheon (September '07 - Current)	Matte Black (After 10/7/16)		554118	10117047
			Black (10/7/16 & Prior)		553118	10056276
			Bronze		553114	10117055
			Champagne		553110	10117054
			Brass		553113	10117039
			Satin Nickel		553109	10117036
			White		553112	10117045
			Oil Rubbed Bronze Faux Bronze		553108 553119	10117044 10117032
	7	Lock Drive Assembly (Handle & Escutcheon Sold Separately)			553107	10053422
		Lock Drive Assembly Screws #6 x 1" Screw (Qty. 2 per Lock Drive)			550261	10053278
	8	Tie Bar Assembly	Standard Up to 36" Frame Height	LH	553130	10053426
				RH	553131	10053186
			Greater than 36" Frame Ht	LH	553136	10053290
				RH	553137	10053187
			Seacoast	LH	553174	10053138
				RH	553175	10053442
Tie Bar Assembly Screws #6 x 1" Screw (Qty. 2 per Lock Point)	Standard Seacoast			550261 550265	10053278 10053415	



Pinnacle Select Series



Clad Awning (Operator)

Parts Identification

Image	Item #	Description	Color / Finish / Size	Spec	Old	New SAP
	9	Keeper	Standard Standard Seacoast Seacoast	LH RH LH RH	553128 553127 553105 553106	10053288 10053425 10053284 10053184
		Keeper Screws #6 x 1 1/4" Screw (Qty. 2 per Keeper)	Standard Seacoast		550263 551263	10053181 10053279
	10	Concealed Snubber			590163	10052870
		Concealed Snubber Screws #8 x 3/4" Screw (Qty. 2 per Snubber)			508152	10053263
	11	Frame Weatherstrip (All Four Sides)			531106	10115706
	12	Top Sash Weatherstrip	Black - 8' Lineal		2388894	10056048
	13	Sash Weatherstrip (Sides)			531024	10055551
	14	Sash Bottom Cover	Black		2388889	10056047
	15	Clear Drip Cap	14' Lineal Length		471005	10053169
	16	Side Nail Fin	14' Lineal Length		460015	10053253
	17	Sill Nail Fin	14' Lineal Length		460020	10053126
	18	Nail Fin Gasket	4 per Sheet		490013	10053171



Pinnacle Select Series Clad Awning (Operator) Parts Identification




Image	Item #	Description	Color / Finish / Size	Spec	Old	New SAP
	19	Head Sash Stop	18" Pine (Frame Size) 20" Pine 24" Pine 28" Pine 30" Pine 36" Pine 42" Pine 48" Pine 10' Pine Lineal 20" Alder 26" Alder 32" Alder 10' Alder Lineal 10' Fir Lineal		2500023 2370644 2500024 2500025 2500026 2500027 2500028 2500029 2500101 2500024-A 2500026-A 2500027-A 2500101-A 2500101-F	10017879 10076275 10053230
	20	Multi-Point Lock Side Sash Stop	18" Pine (Frame Size) 18" Pine 20" Pine 20" Pine 24" Pine 24" Pine 28" Pine 28" Pine 30" Pine 30" Pine 36" Pine 36" Pine 42" Pine 42" Pine 48" Pine 48" Pine 54" Pine 54" Pine 60" Pine 60" Pine	LH RH LH RH LH RH LH RH LH RH LH RH LH RH LH RH LH RH LH RH	2530105-L 2530105-R 2530111-L 2530111-R 2530212-L 2530212-R 2530108-L 2530108-R 2530213-L 2530213-R 2530214-L 2530214-R 2530215-L 2530215-R 2530216-L 2530216-R 2530218-L 2530218-R 2530219-L 2530219-R	For Alder parts add -A to the Part Number (ex. 2530212-A-L) For Fir parts add -F to the Part Number (ex. 2530212-F-L)



Pinnacle Select Series

Clad Awning (Operator)

Parts Identification

Image	Item #	Description	Color / Finish / Size	Spec	Old	New SAP
	22	Jamb Extension 7/16" (4-9/16" OA Width)	10' Pine Lineal 8' Alder Lineal 6' Fir Lineal		291018 291018-A 291018-F	10020646 10020647 10020648
		Jamb Extension 7/16" Full Width (4-9/16" OA Width)	10' Pine Lineal 8' Alder Lineal 6' Fir Lineal		291065 291065-A 291065-F	10020664 10020665 10053572
		Jamb Extension 1-1/8" (5-1/4" OA Width)	10' Pine Lineal		291020	10020649
		Jamb Extension 2" (6-1/8" OA Width)	11' Pine Lineal 8' Alder Lineal 8' Fir Lineal		140103 140103-A 140103-F	10016101 10016102 10053601
		Jamb Extension 2-7/16" (6-9/16" OA Width)	16' Pine Lineal 8' Alder Lineal 6' Fir Lineal		291022 291022-A 291022-F	10020650 10020651 10020652
		Jamb Extension 3-1/8" (7-1/4" OA Width)	10' Pine Lineal 8' Alder Lineal 6' Fir Lineal		291024 291024-A 291024-F	10020654 10020655 10053669
	23	Ogee Glass Stop	8' Pine Lineal 8' Alder Lineal 8' Fir Lineal		2380890 2380890-A 2380890-F	10017413 10017416 10053608
		Glass Stop Tape 1/16" x 5/16" Single Sided	Black - 3800' Spool		390520	10053250
		Glazing Tape 1/16" x 5/16" Double Faced	Black - 216' Roll		2381410	10053152
	23	Contemporary Glass Stop	8' Pine Lineal 8' Alder Lineal 8' Fir Lineal		2922300 2922300-A 2922300-F	10020713 10020714 10020715
		Glass Stop Tape 1/16" x 5/16" Single Sided	Black - 3800' Spool		390520	10053250
		Glazing Tape 1/16" x 5/16" Double Faced	Black - 216' Roll		2381410	10053152
Not Shown on Assembly Dwg						