
















PINNACLE SELECT MULTISLIDE (Wood Interior)

PART LIST

IMAGE	ITEM #	DESCRIPTION	TYPE	OLD	NEW SAP
	1	TEV 500 (PRIMARY PANEL)	BLACK BRONZE WHITE SATIN CRHOME	48044 48045 48046 48047	10120621 10120622 10120623 10120624
		TEV 500 HANDLE (SECONDARY PANEL)	BLACK BRONZE WHITE SATIN CRHOME	48048 48049 48050 48051	10120625 10120626 10120627 10120628
	3	TEV 500 ADJUSTABLE KEEPER	STAINLESS STEEL	48052	10120629
	4	TEV 500 LOCKING MECHANISM	2 POINT LOCK	48053	10120630
	5	WHEEL DUAL WHEEL QUAD WHEEL (50 SQ. FT. & UP)	GRAY BLACK	48054 48055	10120631 10120632
	6	INTERLOCK BOTTOM CAP RIGHT STACK (EXTERIOR VIEW)	BLACK	48056	10120633
	7	INTERLOCK TOP CAP RIGHT STACK (EXTERIOR VIEW)	BLACK	48057	10120634
	8	INTERLOCK BOTTOM CAP LEFT STACK (EXTERIOR VIEW)	BLACK	48058	10120635
	9	INTERLOCK TOP CAP LEFT STACK (EXTERIOR VIEW)	BLACK	48059	10120636
	10	SIDE FRAME/HEADER CAP	PC TO MATCH	48060	10120637
	11	INT. GLAZING GASKET	BLACK	48036	10120613
	12	PANEL RAIL GASKET	BLACK	48037	10120614
	13	INTERLOCK GASKET	BLACK	48061	10120638
	14	SMALL BASE FELT BRUSH (SIDE FRAME ONLY)	BLACK	48064	10120639
	15	LARGE BASE FELT BRUSH (SIDE FRAME ONLY)	BLACK	48065	10120640