





Next Dimension Chelsea




Casement

Parts Identification

Image	Item #	Description	Color / Finish	Spec	Part #
	1	Hinge Track	LL-UR UL-LR		10090090 10090064
		Hinge Track Screw #7 x 1/2" Screw (Qty 5)			10157168
	2	Snubber	Stainless		10132361
		Snubber Screw #8 x 1/2" Screw (Qty 2)			10157168
	3	Dual Arm Operator	LH RH LH SS RH SS		10090060 10090099 10127926 10127927
		Dyad Operator	LH RH LH SS RH SS		10090115 10090062 10127928 10127929
		Operator Screw #8 x 3/4" Screw (Qty 6)	Zinc Stainless		10157183 10157182
	4	Operator Retainer	Zinc Stainless		10132397 10132398
		Operator Retainer Screws #8-32 x 1/2" Screw (Qty 2)	Stainless		10157190
	5	Operator Track			10090085
		Operator Track Screw #8 x 7/8" Screw (Qty 3)	Zinc Stainless		10157189 10157188
	6	Keeper	Plastic Stainless		10127979 10132363
		Keeper Screw #8 x 5/8" Screw (Qty 3)	Zinc Stainless		10157184 10157185



Next Dimension Chelsea Casement Parts Identification

Image	Item #	Description	Color / Finish	Spec	Part #		
	7	Tie Bar (Powder Coated)	9"		10127930		
			14.25"		10127931		
			17.88"		10127932		
			23.5"		10127933		
			26.5"		10127934		
			29.5"		10127935		
			32.5"		10127936		
			35.5"		10127937		
			38.5"		10127938		
			41.5"		10127939		
			44.5"		10127940		
			47.5"		10127941		
			50.5"		10127942		
			53.5"		10127943		
		56.5"		10127944			
		59.5"		10127945			
		62.5"		10127946			
		65.5"		10127947			
		68.5"		10127948			
		71.5"		10127949			
		74.5"		10127950			
			7	Tie Bar (Stainless)	9"		10127951
					14.25"		10127952
					17.88"		10127953
					23.5"		10127954
					26.5"		10127955
					29.5"		10127956
					32.5"		10127957
35.5"					10127958		
38.5"					10127959		
41.5"					10127960		
44.5"					10127961		
47.5"					10127962		
50.5"					10127963		
53.5"					10127964		
56.5"		10127965					
59.5"		10127966					
62.5"		10127967					
65.5"		10127968					
68.5"		10127969					
71.5"		10127970					
74.5"		10127971					
	8	Tie Bar Guide			10127972		
		Tie Bar Guide Screw #8 x 1" Screw (Qty)	Zinc Stainless		10157170 10157171		



Next Dimension Chelsea Casement Parts Identification







Image	Item #	Description	Color / Finish	Spec	Part #
	9	Lock Handle (Slim)	White Clay Black		10127973 10127974 10127975
		Lock Handle (Vesta)	White Clay Black		10127976 10127977 10127978
	10	Lock Retainer			10132399
		Lock Retainer Screw #8 x 5/8" Screw (Qty 2)	Zinc Stainless		10157184
	11	Crank Handle and Cover	White LH White RH Clay LH Clay RH Black LH Black RH		10090061 10090098 10090105 10090082 10090076 10090088
		Crank Handle and Cover (Vesta)	White LH White RH Clay LH Clay RH Black LH Black RH		10090106 10090089 10090078 10090104 10090083 10090092
	12	Sash Bracket	LH RH LH SS RH SS		10090093 10090080 10127980 10127981
		Sash Bracket Screw #8 x 7/8" Screw (Qty 3)	Zinc Stainless		10157189 10157188



Next Dimension Chelsea

Casement

Parts Identification

Image	Item #	Description	Color / Finish	Spec	Part #
	13	Hinge Arm (Standard)	LL-UR UL-LR LL-UR SS UL-LR SS		10090084 10090109 10127984 10127985
		Hinge Arm (Egress)	LL-UR UL-LR LL-UR SS UL-LR SS		10090107 10090081 10127982 10127983
		Hinge Screw #8 x 1/2" Screw (Qty 8)	Zinc Stainless		10157177 10157176
	14	Interior Weathership	White Clay Black		10132332 10132333 10132334
	15	Intermediate Bulb Weatherstrip	White Clay Black		10132335 10132336 10132337
	16	Exterior Fin Weatherstrip	White Clay Black		10128032 10128033 10128034
	17	7/8" Glazing Bead	White Clay Lami Black		10127831 10127832 10127833
		1" Glazing Bead	White Clay Lami Black		10127834 10127835 10127836
		1-1/4" Glazing Bead	White Clay Lami Black		10127837 10127838 10127839